



The FranklinCovey All Access Pass[®] Solution

The most powerful and effective way to generate
behavior change at scale.



Mission Statement

We enable greatness in people and organizations everywhere.

Vision

Our vision is to profoundly impact the way billions of people throughout the world live, work, and achieve their own great purposes.

To Be the Workplace of Choice for Achievers With Heart, We Value:

The Whole Person

We embrace the uniqueness and diversity of each individual and cultivate a culture of belonging.

The Principles We Teach

We believe in universal principles of effectiveness and strive to model what we teach.

Lasting Client Impact

We care deeply about our clients and helping them achieve their own great purposes.

The Pursuit of Growth

We are committed to meaningful growth—as individuals and as an organization.

TABLE OF CONTENTS

Letter to Shareholders	2
Financial Highlights	4
Proxy Statement	9
Form 10-K	73
Management’s Discussion and Analysis	100
Report of Independent Registered Public Accounting Firm	118
Consolidated Financial Statements	121
Notes to Consolidated Financial Statements	125
Corporate Information	Inside Back Cover





Dear Fellow Shareholders,

We are pleased to share our results for Fiscal 2023, results which were strong, and which reflect the importance and durability of the must-win opportunities and challenges we are helping our clients address. Some key highlights include the following:

First, our revenue growth metrics were strong:

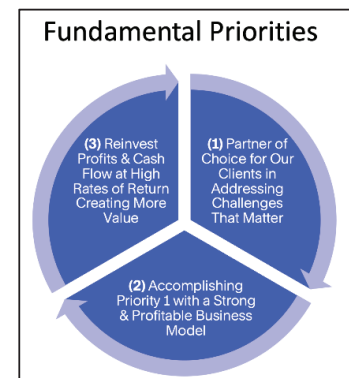
- Total revenue grew to \$280.5 million, a level \$55 million, or 25% higher than our pre-pandemic revenue high of \$225.4 million in fiscal 2019.
- Subscription and subscription services sales reached \$222.8 million, growth of almost \$100 million, or 80%, compared to our pre-pandemic high of \$124.1 million in fiscal 2019.
- The durability and predictability of our revenue also continued to increase, and our visibility into future revenue growth continued to expand, with: (1) our balance of Deferred Subscription Revenue (Billed and Unbilled) increasing 22% for the year to \$186.4 million; (2) the percent of All Access Pass contracts which are multiyear increasing to 54% at year end, up from 45% at the end of fiscal 2022; (3) the average Lifetime Value of our All Access Pass customers continued to increase; and (4) an all-time high of 791 new schools in the U.S. and Canada became *Leader in Me* schools bringing the number of schools to more than 3,500 in the U.S. and Canada and more than 6,000 worldwide.

Second, our profitability-related metrics were also very strong:

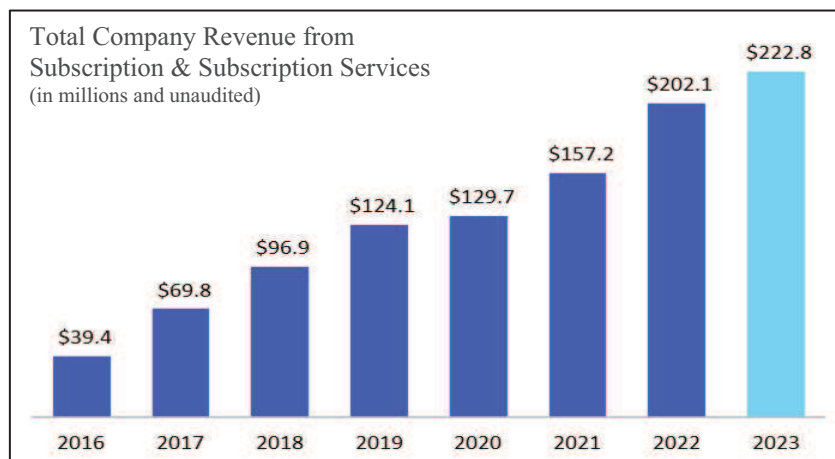
- Our Gross Profit grew 6% to \$213.5 million, and our Gross Margin remained strong at 76.1%.
- Operating SG&A as a percent of sales improved another 179 bps in fiscal 2023, ending at 59.0%, compared with 60.8% in fiscal 2022.
- Our flow-through percentage was high, with 37% of our growth in revenue flowing through to increases in Adjusted EBITDA. As a result, Adjusted EBITDA increased 14%, or \$5.9 million, to \$48.1 million.
- Net Cash provided by Operating Activities was a strong \$35.7 million.
- We returned a significant amount of capital to shareholders, investing \$35.6 million to repurchase 885,512 shares: and,
- Our liquidity position remained strong. Even after investing the \$35.6 million for share repurchases, we ended the year with more than \$100 million of available liquidity.

We are extremely pleased by our accelerating revenue and Adjusted EBITDA growth and the business' momentum. These results reflect the tremendous power of our continued focus on three fundamental priorities that have continued to drive our efforts and results over the years.

Priority 1: To be the partner of choice for our clients in addressing the challenges that really matter to them. We have organized the entire company around helping clients successfully address their mission critical opportunities and challenges, challenges that require the collective action of their people. Our first priority is to be so effective at accomplishing this that our clients become clients for life, as many of them already are. Over the past two years we have made significant investments in content and technology and are pleased that fiscal 2024 will be one of our biggest content and solution launch years ever. The solutions in the All Access Pass and *Leader in Me* subscriptions are best-in-class and designed to specifically drive breakthrough results for our clients.



Priority 2: To accomplish the first priority (being the partner of choice) while also having a strong and profitable business model. Our business model is driven by our rapidly growing subscription and subscription services business and results in a significant percentage of our growth in revenue flowing through to increases in Adjusted EBITDA and Cash Flow.



Priority 3: To reinvest our profits and cashflow at high rates of return, to create additional value. Successfully achieving this priority is reflected in our ability to invest capital in the business to drive growth and to do so at high rates of return, and also return substantial amounts of excess cash to shareholders in the form of share repurchases. In addition to our investments in content, technology, new solution development, and share repurchases, since the launch of our subscription business in fiscal 2016, we have significantly grown three important client-facing, revenue generating roles: Client Partners, Implementation Strategists and *Leader in Me* Coaches. Today our client-facing team of nearly 450 professionals is among the largest in our industry and as we continue to grow these roles, will continue to enable significant future revenue growth and client impact.

We anticipate our subscription business to continue to achieve significant top and bottom line growth in fiscal 2024 and well into the future, as substantially all our business becomes subscription and subscription services over the next few years. As this occurs, we expect to: (a) achieve accelerated growth in revenue, Adjusted EBITDA, and cash flow; (b) substantially increase our number of clients – clients who go on to become “clients for life;” and (c) ensure that FranklinCovey makes accelerated progress toward its goal of being “the workplace of choice for achievers with heart.”

We are grateful to our associates and partners all over the world for their tremendous efforts on behalf of our clients. And we thank you, our shareholders, for the trust you have extended to us. We are committed to ensuring that your trust is well-placed.

We wish you all a great 2024, a year in which you and your families are safe, well, and happy, and one in which we expect FranklinCovey’s progress to accelerate even further.

With gratitude,

Paul Walker
President & CEO
Franklin Covey Co.

Stephen D. Young
Chief Financial Officer
Franklin Covey Co.

Financial Highlights

August 31,	2023	2022	2021	2020	2019
<i>In thousands, except per-share data</i>					
Income Statement Data:					
Net sales	\$280,521	\$262,841	\$224,168	\$198,456	\$225,356
Gross profit	213,490	201,912	172,902	145,370	159,314
Income (loss) from operations	26,361	23,674	8,101	3,058	2,655
Income (loss) before income taxes	25,869	22,064	6,075	796	592
Income tax benefit (provision)	(8,088)	(3,634)	7,548	(10,231)	(1,615)
Net income (loss)	17,781	18,430	13,623	(9,435)	(1,023)
Earnings (loss) per share:					
Basic	\$ 1.30	\$ 1.30	\$ 0.97	\$ (0.68)	\$ (0.07)
Diluted	1.24	1.27	0.96	(0.68)	(0.07)
Balance Sheet Data:					
Total current assets	\$145,017	\$155,883	\$136,708	\$101,664	\$119,340
Other long-term assets	17,471	12,735	15,153	15,611	10,039
Total assets	245,919	259,155	249,654	205,437	224,913
Long-term obligations	24,989	31,579	41,974	51,056	46,690
Total liabilities	167,265	176,341	169,791	145,984	142,899
Shareholders' equity	78,654	82,814	79,863	59,453	82,014
Cash flows from operating activities	\$ 35,738	\$ 52,254	\$ 46,177	\$ 27,563	\$ 30,452



Proxy Statement

[This page intentionally left blank]



NOTICE OF ANNUAL MEETING OF SHAREHOLDERS

To Be Held January 19, 2024

FRANKLIN COVEY CO.

You are cordially invited to attend the Annual Meeting of Shareholders of Franklin Covey Co. (the Company), which will be held on Friday, January 19, 2024 at 11:30 a.m., in the Rehearsal Hall at Sundance Mountain Resort, 8841 North Alpine Loop Road, Sundance, Utah 84604 (the Annual Meeting), for the following purposes:

- (i) To elect nine directors to serve until the 2025 annual meeting of shareholders;
- (ii) To hold an advisory vote on executive compensation;
- (iii) To hold an advisory vote on the frequency of advisory votes on executive compensation;
- (iv) To ratify the appointment of Deloitte & Touche LLP as the Company's independent registered public accountants for fiscal 2024; and
- (v) To transact such other business as may properly come before the Annual Meeting or at any adjournment or postponement thereof.

Important Notice Regarding the Availability of Proxy Materials for the Annual Meeting to be Held on January 19, 2024. The proxy statement and annual report to shareholders are available at www.proxyvote.com.

The Board of Directors has fixed the close of business on Thursday, November 30, 2023 as the record date for the determination of shareholders entitled to receive notice of and to vote at the Annual Meeting and at any adjournment or postponement thereof.

You are cordially invited to attend the Annual Meeting in person. To ensure that your vote is counted at the Annual Meeting, however, please vote as promptly as possible.

By Order of the Board of Directors,

A handwritten signature in black ink, appearing to read "Robert A. Whitman".

Robert A. Whitman
Chairman of the Board of Directors
December 19, 2023

IMPORTANT

Whether or not you expect to attend the Annual Meeting in person, to assure that your shares will be represented, please promptly complete your proxy. Your proxy will not be used if you are present at the Annual Meeting and desire to vote your shares personally.

[This page intentionally left blank]

Franklin Covey Co.
2200 West Parkway Boulevard
Salt Lake City, Utah 84119-2331

PROXY STATEMENT

Annual Meeting of Shareholders
January 19, 2024

SOLICITATION OF PROXIES

This Proxy Statement is being made available to the shareholders of Franklin Covey Co., a Utah corporation (us, our, we, Franklin Covey, or the Company), in connection with the solicitation by the board of directors (the Board or Board of Directors) of the Company of proxies from holders of outstanding shares of our Common Stock, \$0.05 par value per share (the Common Stock), for use at our Annual Meeting of Shareholders to be held on Friday, January 19, 2024, at 11:30 a.m., in the Rehearsal Hall at Sundance Mountain Resort, 8841 North Alpine Loop Road, Sundance, Utah 84604, and at any adjournment or postponement thereof. This Proxy Statement, the Notice of Annual Meeting of Shareholders, and the accompanying form of proxy are first being mailed to shareholders of the Company on or about December 19, 2023.

PURPOSE OF THE ANNUAL MEETING

Shareholders of the Company will consider and vote on the following proposals: (i) to elect nine directors to serve until the next annual meeting; (ii) to hold an advisory vote on executive compensation; (iii) to hold an advisory vote on the frequency of advisory votes on executive compensation; (iv) to ratify the appointment of Deloitte & Touche LLP (Deloitte) as our independent registered public accountants for the fiscal year ending August 31, 2024; and (v) to transact such other business as may properly come before the Annual Meeting or at any adjournment or postponement thereof.

COSTS OF SOLICITATION

We will bear all costs and expenses relating to the solicitation of proxies, including the costs of preparation, assembly, printing, and mailing to shareholders this Proxy Statement and accompanying materials. In addition to the solicitation of proxies by use of the mails, our directors, officers, and employees, without receiving additional compensation, may solicit proxies personally or by telephone, facsimile, or electronic mail. Arrangements will be made with brokerage firms and other custodians, nominees, and fiduciaries for the forwarding of solicitation materials to the beneficial owners of the shares of Common Stock held by such persons, and we will reimburse such brokerage firms, custodians, nominees, and fiduciaries for reasonable out-of-pocket expenses incurred by them in connection therewith.

INFORMATION ABOUT VOTING

Who can vote?

The only voting securities that we have outstanding are shares of our Common Stock. Our Board of Directors has fixed the close of business on Thursday, November 30, 2023 as the record date for determination of shareholders entitled to notice of, and to vote at, the Annual Meeting (the Record Date). Only shareholders of record at the close of business on the Record Date are entitled to vote at the Annual Meeting. As of the Record Date, there were 13,276,341 shares of our Common Stock issued and outstanding. The holders of record of the shares of our Common Stock on the Record Date are entitled to cast one vote per share on each matter submitted to a vote at the Annual Meeting.

What is the difference between a shareholder of record and a “street name” holder?

If your shares are registered directly in your name with Broadridge, our stock transfer agent, you are considered a shareholder of record with respect to those shares. If your shares are held in a stock brokerage account or by a bank or other nominee, you are considered the beneficial owner of those shares, but not the shareholder of record, and your shares are held in “street name.” You are entitled to vote your shares whether you are the shareholder of record or you hold the shares in street name.

How can you vote?

You may submit your proxy by mail, telephone, or the Internet. If you are submitting your proxy by mail, you should complete, sign, and date your proxy card and return it in the envelope provided. Sign your name exactly as it appears on the proxy card. If you plan to vote by telephone or the Internet, voting instructions are printed on your proxy card. If you hold your shares through an account with a brokerage firm, bank, or other nominee, please follow the instructions you receive from them to vote your shares. If you provide specific voting instructions, your shares will be voted as you have instructed. Proxy cards submitted by mail must be received by our voting tabulator no later than Thursday, January 18, 2024 to be voted at the Annual Meeting. You may also vote in person at the Annual Meeting.

What if I do not specify on my proxy card how I want my shares voted?

Shares of Common Stock which are entitled to be voted at the Annual Meeting and which are represented by properly executed proxies will be voted in accordance with the instructions indicated on such proxies. If no instructions are indicated, such shares will be voted (i) **FOR** the election of each of the nine director nominees (Proposal No. 1); (ii) **FOR** the proposal regarding an advisory vote on executive compensation (Proposal No. 2); (iii) **ONE YEAR** for the proposal regarding an advisory vote on the frequency of advisory votes on executive compensation (Proposal No. 3); (iv) **FOR** the ratification of the appointment of Deloitte as our independent registered public accountants for the fiscal year ending August 31, 2024 (Proposal No. 4); and in the discretion of the proxy holders as to any other matters as may properly come before the Annual Meeting or at any adjournment or postponement thereof. It is not currently anticipated that any other matters will be presented at the Annual Meeting.

What is “householding?”

We are sending only one notice or one copy of our proxy materials to shareholders who share the same last name and address, unless they have notified us that they want to receive multiple copies. This practice, known as “householding,” is designed to reduce duplicate mailings, and printing and mailing costs. If any shareholder residing at such address wishes to receive a separate copy of our proxy materials in the future, or, if any shareholders sharing an address are receiving multiple copies of our proxy materials and would like to request a single copy, they may contact the Office of the Corporate Secretary at 2200 West Parkway Blvd., Salt Lake City, Utah 84119-2331.

How do I vote at the Annual Meeting?

You may vote in person by written ballot at the Annual Meeting. However, if your shares are held in street name, you must bring a legal proxy or other proof from that broker, trust, bank, or other nominee of your beneficial ownership of those shares as of the record date in order to vote at the Annual Meeting. If you vote by proxy and also attend the Annual Meeting, you do not need to vote again at the Annual Meeting.

What are broker non-votes?

When a broker, bank, or other nominee has discretion to vote on one or more proposals at a meeting but does not have discretion to vote on other matters at the meeting, the broker, bank, or other nominee will inform the inspector of election that it does not have the authority to vote on the “non-discretionary” matters with respect to shares held for beneficial owners which did not provide voting instructions with respect to the “non-discretionary” matters. This situation is commonly referred to as a “broker non-vote.”

If my shares are held in street name, will my broker, bank or other nominee vote my shares for me?

Generally no. If you hold your shares in street name and do not give voting instructions to your broker, bank, or other nominee, then your broker, bank, or other nominee may only vote your shares with respect to “discretionary” matters, but may not vote your shares with respect to “non-discretionary” matters. Each of our proposals, except for Proposal No. 4, the ratification of the appointment of our independent registered public accounting firm, are considered “non-discretionary” matters. As a result, if you hold your shares in street name, your broker, bank, or other nominee will not have discretion to vote your shares at the Annual Meeting, except for Proposal No. 4, if you do not provide voting instructions. Accordingly, it is important that street name holders give instructions to their broker, bank, or other nominee by following the voting instructions received from their broker, banker, or other nominee.

May I revoke my vote prior to the Annual Meeting?

Yes. A shareholder who has completed a proxy may revoke it at any time prior to its exercise at the Annual Meeting by returning a proxy bearing a later date, by filing with the Secretary of the Company, at the address set forth below, a written notice of revocation bearing a later date than the proxy being revoked, or by voting the Common Stock covered thereby in person at the Annual Meeting.

What is a Quorum?

A quorum is the presence, in person or by proxy, of at least a majority of the shares of our Common Stock outstanding as of the close of business on the Record Date. A quorum is necessary to transact business at the Annual Meeting. Abstentions and “broker non-votes” will be included in determining the presence of a quorum at the Annual Meeting. Holders of common stock will vote as a single class. If there are not sufficient shares represented for a quorum, then the Annual Meeting may be adjourned or postponed from time to time until a quorum is established.

What Vote is Required for a Proposal to be Approved?

Subject to the paragraph below, the nine nominees receiving the highest number of affirmative votes of the shares entitled to be voted for them, up to the nine directors to be elected by those shares, will be elected as directors to serve until the next annual meeting of shareholders or until their successors are duly elected and qualified. Abstentions and broker non-votes will have no effect on the election of directors.

Pursuant to the Company’s bylaws, any nominee for director who receives a greater number of votes “withheld” or “against” from their election than votes “for” their election shall immediately offer to tender their resignation following certification of such shareholder vote. The Corporate Governance and Nominating Committee (the Nominating Committee) shall promptly consider the director’s resignation offer and make a recommendation to the Board of Directors on whether to accept or reject the offer. The Board of Directors shall act on the recommendation of the Nominating Committee and publicly disclose its decision within 90 days following certification of the shareholder vote.

Approval of Proposal No. 2, the advisory vote on executive compensation, requires that the number of votes cast in favor of the proposal exceeds the number of votes cast in opposition. Abstentions and broker non-votes are not considered votes cast for the foregoing purpose and will not have any effect on the outcome of this proposal.

The option of “one year,” “two years,” or “three years” which receives the highest number of votes will be the option recommended by the shareholders for Proposal No. 3. Abstentions and broker non-votes will not have any effect on the outcome of Proposal No. 3.

The ratification of the appointment of Deloitte as our independent registered public accountants (Proposal No. 4) requires that the number of votes cast in favor of the proposal exceeds the number of votes cast in opposition. Abstentions and broker non-votes will not have any effect on the outcome of this proposal.

What are the Board’s voting recommendations?

The Board of Directors recommends that you vote “FOR” proposal nos. 1, 2, and 4, and “ONE YEAR” for proposal no. 3, as further described in this Proxy Statement.

The Company's Principal Office and Main Telephone Number

Our principal executive offices are located at 2200 West Parkway Blvd., Salt Lake City, Utah 84119-2331 and our main telephone number is (801) 817-1776.

FISCAL 2023 ENVIRONMENTAL STEWARDSHIP, SOCIAL RESPONSIBILITY, AND GOVERNANCE (ESG) HIGHLIGHTS

At Franklin Covey, we believe we all have a role to play in shaping a brighter and more sustainable future for our clients, our people, our communities, and our shareholders. As we continue to evolve our programs and initiatives to support a more sustainable future, we have focused our efforts on diversity, equity and inclusion, supporting our communities, and maintaining high levels of ethics and professionalism.

At Franklin Covey, we hold ourselves to the highest standards. Our mission to enable greatness in people and organizations everywhere regardless of race, creed, gender, sexual orientation, or other individual characteristics forms the foundation of our actions with regard to environmental stewardship, social responsibility, and strong ethical governance. Some highlights from our fiscal 2023 ESG efforts include:

- We continued our partnership with EcoVadis, a leading assessment platform that rates sustainability in environmental impact, labor and human rights standards, ethics, and procurement practices, to provide transparency and to help us improve our sustainability practices.
- Our course materials are available in electronic format, including student leadership guides, which were included in the Leader in Me membership for the first time in fiscal 2023.
- We continue to utilize Forest Stewardship Council (FSC) certified materials in the production of our printed materials to ensure our products are sourced from responsibly managed forests that adhere to strict environmental, social, and economic standards.
- We continually look for ways to make our printed participant materials more environmentally friendly and are committed to eliminating all single-use plastic by the end of 2025.
- We have a Director of Learning, Development, and Inclusion who is responsible for the internal learning and development of our associates in ways that align with our strategic plans for equality and growth.
- We have the Franklin Covey Diversity, Equity, and Inclusion Council, which is comprised of approximately 35 associates from across our organization who are tasked with monitoring and implementing diversity, equity, and inclusion initiatives at all levels within the Company.
- Three of our nine candidates for our Board of Directors are ethnically diverse.
- Two of our nine candidates for our Board of Directors are women.
- Approximately 68 percent of our workforce are women.
- The number of women in leadership grew to 54 percent at August 31, 2023 compared with 44 percent at August 31, 2022.
- We expanded the number of Employee Resource Groups (ERGs) sponsored by the Company to eight and welcomed over 100 new members to the ERGs in fiscal 2023.
- In September 2023, we held our third annual Global Day of Service, which was focused on supporting various charitable organizations working to reduce food insecurity. Combined with the efforts of our international direct offices and international licensee partners, we contributed over 3,300 hours of volunteer labor to help alleviate hunger all over the world.

For more information on our ESG efforts, please refer to the discussion under the heading "Environmental Stewardship, Social Responsibility, and Governance" found later in this Proxy Statement.

BOARD OF DIRECTORS AND CORPORATE GOVERNANCE

Board Oversight

Our Board is responsible for and committed to the independent oversight of the business and affairs of our Company, including financial performance, Chief Executive Officer (CEO) performance, succession planning, strategy, risk management, compensation, growth, and innovations. In carrying out its responsibilities, the Board advises our CEO and other members of our senior management team to help drive success for our clients and long-term value creation for our shareholders.

Corporate Governance

Franklin Covey upholds a set of basic values and principles to guide our actions, and we are committed to maintaining the highest standards of business conduct and corporate governance. Our emphasis on corporate governance begins at the top, with our directors, who are elected by, and are accountable to you, our shareholders. This commitment to governance extends to our management team and to all of our employees. We have adopted a Code of Business Conduct and Ethics for our directors, officers, and senior financial officers that include the Chief Executive Officer, Chief Financial Officer (CFO), and other members of our financial leadership team. The Corporate Governance Guidelines and Code of Business Conduct and Ethics are available on our website at www.franklincovey.com. In addition, each of the Corporate Governance Guidelines and the Code of Business Conduct and Ethics are available in print free of charge to any shareholder by making a written request to Investor Relations, Franklin Covey Co., 2200 West Parkway Boulevard, Salt Lake City, Utah 84119-2331. The Code of Business Conduct and Ethics applies to all directors, officers, and employees of Franklin Covey.

A feature of our corporate governance is that our standing committees are comprised of independent directors, as discussed below. We believe this structure allows for a collective focus by a majority of our independent directors on the various complex matters that come before Board committees. The overlap inherent in this structure assists these independent directors in the execution of their responsibilities.

Diversity of Board Skills and Experience

Our directors have significant experience with our business and are familiar with the risks and competition we face, which allow them to participate actively and effectively in Board and committee discussions and deliberations. Our directors meet and speak frequently with each other and with members of our senior management team. These formal meetings and informal discussions occur based on the needs of our business and the market environment.

The Nominating Committee, in its board composition discussions, has focused on diversity of experience and perspectives in relation to guiding and overseeing the growth and development of our business. The Board believes the skills, qualities, attributes, and experiences of its directors provide the Company with the business acumen and range of perspectives to engage each other and management to effectively address our evolving needs and represent the best interests of our shareholders. Consistent with our longstanding focus on diversity and inclusion, the Nominating Committee believes our Board should reflect over time a diversity of gender, race, and age. Although we do not have a formal policy on Board member diversity, and the Nominating Committee does not follow strict criteria when making decisions, we believe considering diversity is aligned with the Board's objective of enhancing composition and available skills to most effectively evaluate and guide our strategy now and in the future. In addition to the considerations discussed in the "Director Nomination Process" section below, the Nominating Committee seeks Board candidates who have the ability to bring diversity to the Board, which includes diverse viewpoints and perspectives.

Nominees for Election to the Board of Directors

Our Board currently consists of nine directors, six of whom are considered independent. Nominees for election to the Board of Directors shall be elected to serve until the next annual meeting of shareholders or until their successors shall have been elected and qualified or until such director's earlier death, resignation, or removal. At the Annual Meeting, proxies cannot be voted for a greater number of individuals than the nine nominees named in this Proxy Statement.

We believe each of the nominees listed below bring extensive experience across a variety of disciplines that provides valuable breadth and depth to our Board. The biographies below describe the skills, qualities, attributes, and experiences of each of the nominees that led the Board to determine that it is appropriate to nominate these directors for election.

We have a policy that members of our Board of Directors should retire from service at age 75 unless an extension is specifically approved. In accordance with this policy, an extension was approved for Joel C. Peterson, who is standing for election at our Annual Meeting.



Anne H. Chow, 57

Lead Independent Director

Director Since: March 2016

Committees: Chair of the Corporate Governance and Nominating Committee and member of the Organization and Compensation Committee, and Growth Committee

Other Directorships: 3M

Ms. Chow is currently serving as Lead Independent Director of the Board of Directors at Franklin Covey. Anne is the founder of The Rewired CEO, a business services firm based in the Dallas, Texas area and has been serving as CEO since August 2022. Ms. Chow is also an Independent Director on 3M's Board of Directors as well as Senior Fellow and Adjunct Professor of Executive Education at the Kellogg School of Management, Northwestern University. Reflective of her impact in driving success at the intersection of people, culture, and technology, she was named to Fortune's Most Powerful Women in Business twice and Forbes inaugural CEO Next List of Leaders set to revolutionize American business among other recognition.

In her prior role, Anne was the CEO of AT&T Business at AT&T from 2019 to 2022. As CEO of AT&T Business, Anne was responsible for the company's Business Solutions organization which serves nearly 3 million business customers in more than 200 countries and territories around the world, including nearly all the world's Fortune 1000 companies. Ms. Chow's responsibilities included all AT&T's business services across wireless, networking, cybersecurity, and advanced solutions, covering more than \$35 billion in revenues. Since 2000, Ms. Chow has held a variety of executive leadership positions at AT&T, including Senior Vice President – Global Solutions and Sales Operations and Senior Vice President – Premier Client Group. With decades of strategic and operational experience in the technology and telecom industry, Anne has led many global organizations through major transformations, developing and executing innovative growth strategies while building role model relationships. Anne is passionate about business and culture transformation, education, diversity and inclusion, and cultivating next generation leaders and has extensive nonprofit governance and community advisory experience with organizations such as the Girl Scouts of the USA, Dallas Mavericks Advisory Council, Asian American Justice Center, APIA Scholars, and the New Jersey Chamber of Commerce.

Ms. Chow holds a Master's Degree in Business Administration with Distinction from The Johnson School at Cornell University, as well as a Bachelor of Science Degree and Masters of Engineering Degree in Electrical Engineering from Cornell University. Anne is also a graduate of the Pre-College Division of the Juilliard School of Music.

Director Qualifications: The Company believes that Ms. Chow's strong sales and enterprise relationship background as well as her extensive distribution and cross-functional global leadership experience provide valuable insight and skills to our Board of Directors. Ms. Chow's significant leadership involvement with diversified entities throughout her career provides her with wide-ranging perspective and experience in the areas of management, operations, finance, and marketing.



Craig Cuffie, 62

Independent Director

Director Since: September 2021

Committees: Member of the Audit Committee, Organization and Compensation Committee, and Growth Committee

Other Directorships: None.

Since June of 2022, Mr. Cuffie has served as Group Chief Procurement Officer at HSBC, one of the world's largest banks. In his current role, Mr. Cuffie is responsible for Sourcing, Procurement, Expense Management, Corporate Travel, Sustainability, and Third-Party Management. Prior to joining HSBC, Mr. Cuffie served as Executive Vice President and Chief Procurement Officer at Salesforce, where he served as an executive member of the Global Cyber Security Governance Team, the Global Policy Governance Team, and the Global Crisis Incident Management Team. Mr. Cuffie's service at Salesforce ran from 2017 to June of 2022.

Prior to joining Salesforce, Craig founded Eagle Island Advisors in 2015, a boutique private equity firm focused on sourcing lower mid-market opportunities in the 3rd Party Logistics industry. From 2013 to 2015, Mr. Cuffie served as Vice-President of Global Operations at Jawbone, Inc., and was Chief Procurement Officer and Vice-President of Supply Chain at Clearwire from 2010 through 2013. Over his career, Mr. Cuffie has accumulated over 30 years of business experience with 20 years of global management responsibility. Craig's business experience includes board of director service, supply chain, income statement management, manufacturing, and procurement in multiple geographies.

Mr. Cuffie earned his Masters Degree in management from Rensselaer Polytechnic Institute and is a member of the Executive Leadership Council, the Stanford University Graduate School of Business, Global Supply Chain Forum, the Institute for Supply Chain Management, and the procurement 50 cohort of the World 50. While at Salesforce, Craig was an executive sponsor of BOLDforce and AbilityForce, Salesforces' Employee Resource Groups focused on Black employees and employees with disabilities, respectively. Mr. Cuffie is a frequent speaker on Diversity and Inclusion, its value and impact to corporate America and society.

Director Qualifications: Mr. Cuffie's extensive financial and operational expertise, as well as international leadership and prior board experience, provides him with wide-ranging knowledge and experience. His professional involvement in various capacities during his career enabled Craig to gain experience in many areas including finance, organizational development, financial planning, and corporate governance. Mr. Cuffie's substantial financial knowledge and leadership experience enable him to make valuable contributions to our Board of Directors and on the Audit Committee.



Donald J. McNamara, 70

Independent Director

Director Since: June 1999

Committees: Chair of the Audit Committee

Other Directorships: Crow Holdings and A&O Hotels & Hostels

Mr. McNamara is the founder of The Hampstead Group LLC, a private equity investor based in Dallas, Texas, and has served as its Chairman since its inception in 1989. He has over 30 years of successful investment experience, including Bass Brothers Enterprises, Marriott Corporation, and JMB Realty. Mr. McNamara currently serves as a Senior Advisor to TPG's real estate platform, which includes \$8 billion of assets collectively in its equity and debt platforms. Mr. McNamara received an undergraduate degree in architecture from Virginia Tech in 1976 and an MBA from Harvard University in 1978.

Director Qualifications: Mr. McNamara's experience in private equity provides him with considerable expertise in financial and strategic matters. This expertise enables him to make valuable contributions to the Company in the areas of raising capital, capital deployment, acquisitions and dispositions, and other major financial decisions. This experience also qualifies Mr. McNamara to serve as the Audit Committee financial expert. Don's involvement with other entities throughout his career provides him with wide-ranging perspective and experience in the areas of management, operations, and strategy. In addition, Mr. McNamara has a meaningful understanding of our operations having served on our Board of Directors for over 20 years, enabling him to make contributions to our strategy, innovation, and long-range plans.



Joel C. Peterson, 76

Director

Director Since: May 1997

Committees: None

Other Directorships: Packsize

Mr. Peterson has been on the faculty of the Graduate School of Business at Stanford University since 1992, teaching courses in real estate investment, entrepreneurship, and leadership. Joel is the former Chairman of the Board of Overseers at the Hoover Institution at Stanford and started his second term as an Overseer in the fall of 2021. Mr. Peterson formerly served as the Chairman of the Board of JetBlue Airways, and is the Founding Partner and Chairman of Peterson Partners, a Salt Lake City-based investment management firm which has invested in over 200 companies through 13 funds in four primary asset classes: growth-oriented private equity, venture capital, real estate, and search funds. Prior to Stanford Business School and founding Peterson Partners, Mr. Peterson was Chief Executive Officer of Trammell Crow Company, then the world's largest private commercial real estate development firm. Mr. Peterson earned an MBA from Harvard University and received his bachelor's degree from Brigham Young University.

Director Qualifications: Mr. Peterson brings chief executive leadership, extensive financial experience, and strong academic skills to our Board of Directors. Mr. Peterson's roles in executive leadership, financial management, and private equity enable him to make key contributions in the areas of leadership, raising capital, capital deployment, strategy, operations, and growth. His experience with Peterson Partners and teaching courses on entrepreneurship adds valuable knowledge in growth and long-term strategic planning as well as accessing and deploying capital. Joel also has a deep understanding of the Company's operations and background with nearly 27 years of experience on our Board of Directors. Further, prior to the FranklinCovey merger, Mr. Peterson served as a director of Covey Leadership Center from 1993 to 1997.

**Nancy Phillips, 55**

Independent Director

Director Since: May 2020

Committees: Chair of the Organization and Compensation Committee and member of the Corporate Governance and Nominating Committee, and Growth Committee

Other Directorships: None

Since December 2019, Ms. Phillips has served as Executive Vice President, Chief People Officer, at Paramount, overseeing the combined company's global human resources organization. Nancy is responsible for driving Paramount's human resources strategy and delivering global programs to create a positive employee experience and a culture of high performance. Ms. Phillips also oversees the company's Human Resource (HR) business partners, talent acquisition, organizational effectiveness, learning and development, total rewards, people analytics, HR operations, and global security.

Ms. Phillips previously served as the Executive Vice President, Chief Human Resources Officer at Nielsen from January 2017 to December 2019, as well as on the Nielsen Foundation's Board of Directors. Under her leadership, Nielsen was ranked No. 2 on Forbes' "Employers for Diversity" list and received multiple "Great Place to Work" awards globally.

Prior to joining Nielsen, Nancy was Chief Human Resources Officer of Broadcom during 2015 and 2016 prior to its sale to Avago Technologies, the largest technology deal in history at that time. Before joining Broadcom, from 2010 to 2014, she led the HR organization for Hewlett Packard's Imaging and Printing Group, as well as HP's Enterprise Services business group, a global organization with more than 120,000 employees. Prior to her experience at HP, Ms. Phillips served as Executive Vice President and Chief Human Resources Officer for Fifth Third Bancorp, a diversified financial services company with \$133 billion in assets from 2008 to 2010. Nancy also spent 11 years with the General Electric Company serving in a variety of HR leadership roles.

Nancy is active in a range of professional associations, and in 2006 received a YWCA TWIN (Tribute to Women) award in Silicon Valley for her commitment to diversity and inclusion. A member of the Florida Bar, she began her professional career as an attorney. Ms. Phillips earned a B.A. in English from the University of Delaware and a J.D. from Samford University in Birmingham, Alabama.

Director Qualifications: Ms. Phillips' extensive experience in human resource management provides our Board with expertise in human capital management and compensation, which provides her with the knowledge to serve effectively on our Organization and Compensation and Corporate Governance and Nominating Committees. Nancy's legal background provides additional insight and expertise to regulatory and other potentially complex human resource matters.

**Efrain Rivera, 66**

Independent Director

Director Since: September 2023

Committees: Audit Committee

Other Directorships: Jones Lange LaSalle, Inc.

Mr. Rivera was appointed to our Board of Directors on September 27, 2023. Since June 2011, Mr. Rivera has served as Senior Vice-President and Chief Financial Officer at Paychex. During Mr. Rivera's tenure, Paychex has grown from \$2 billion in revenue to approximately \$5 billion and has transformed into a leading Human Capital Management firm with a market value approaching \$45 billion.

Prior to joining Paychex, Efrain served as Corporate Vice President and Chief Financial officer at Bausch & Lomb, where his responsibilities ranged from managing commercial operations in Latin America and Canada, to leading finance for the global vision care division, to overseeing the firm's finance function.

Mr. Rivera holds a Doctorate of Management from Weatherhead School of Management at Case Western Reserve University, an MBA from the William E. Simon Graduate School of Business at the University of Rochester, and a Juris Doctor degree from New York University. Mr. Rivera is a certified management accountant (CMA) and certified in financial management (CFM). Mr. Rivera currently serves on the Board of Directors of Jones Lange LaSalle, Inc. In 2022 Mr. Rivera was named a Business Icon by The Rochester Business Journal.

Director Qualifications: Mr. Rivera's extensive financial background and expertise, combined with his international leadership experience, provides him with wide-ranging knowledge and experience. His education and professional experience in various capacities enabled Mr. Rivera to gain experience in many areas including accounting, finance, internal control, financial planning, organizational development, strategic planning and corporate governance. Mr. Rivera's substantial financial knowledge and leadership experience qualify him to serve as an audit committee financial expert and enable him to make valuable contributions to our Board of Directors and Audit Committee. During fiscal 2023, the Company engaged an independent placement firm to identify potential candidates for our Board. Mr. Rivera was recommended by the independent placement firm.

**Derek C.M. van Bever, 66**

Independent Director

Director Since: September 2019

Committees: Chair of the Growth Committee and member of the Audit Committee, and Corporate Governance and Nominating Committee

Other Directorships: None

Mr. van Bever is a Senior Lecturer of Business Administration in the General Management Unit at the Harvard Business School and is a director of the Forum for Growth and Innovation. Derek teaches courses in the Harvard MBA program, including *Building and Sustaining a Successful Enterprise*, and *Leadership and Corporate Accountability*.

Mr. van Bever is co-chair of Harvard's Executive Education course in *Disruptive Innovation* and is co-director of the Harvard Macy Institute's *Leading Innovation in Health Care and Education* course.

In 1983, Derek co-founded The Advisory Board Company, a global research, consulting, and technology firm serving hospital and university executives, and was chief research officer of The Corporate Executive Board, the world's largest executive advisory network.

Mr. van Bever's research interests include the challenges facing leading companies seeking discontinuous renewal through market-creating innovation, as well as the new models for uniting faith, leadership, and corporate mission that are emerging in the economy. With his colleague Matthew S. Olsen, Derek is co-author of the book, *Stall Points* (Yale University Press, 2008), a quantitative and qualitative analysis of the growth experience of companies in the Fortune 100 across the past half-century. A 2008 *Harvard Business Review* article authored by Mr. van Bever on the book entitled *When Growth Stalls* won the McKinsey Award for that year.

Derek received his Masters of Business Administration from the Harvard Business School in 1988, and is a 2011 graduate of Harvard Divinity School (HDS). Mr. van Bever is a member of the HDS Dean's Council and recently received the 2019 Dean's Leadership Award for his leadership in the school's strategic planning efforts around its 2016 bicentennial.

Director Qualifications: Mr. van Bever brings experience in thought leadership and expertise in business growth, innovation, subscription businesses, and strategy to our Board of Directors. In his role as chief research officer for The Corporate Executive Board, Derek directed teams studying best practices in strategy, innovation, talent management, finance, and governance in the large-corporate sector worldwide. The Company believes Mr. van Bever's experience, thought leadership, and research abilities make him a valuable addition to its Board of Directors.

**Paul S. Walker, 48**

Director

Director Since: July 2023

Committees: None

Other Directorships: None

Mr. Walker currently serves as the Company's President and Chief Executive Officer, and was appointed to our Board of Directors effective July 1, 2023. Mr. Walker began his career with the Company in 2000 in the role of business developer, and quickly moved to become a Client Partner and then an Area Director. In 2007, Mr. Walker became General Manager of the North America Central Region. In 2014, Paul assumed responsibility for the Company's United Kingdom operations in addition to his role as General Manager of the Central Region. In 2016, Mr. Walker relocated to the Company's Salt Lake City, Utah headquarters where he served as Executive Vice President of Global Sales and Delivery and as President of the Company's Enterprise Division until November 2019 when he was appointed President and Chief Operating Officer. During his time at Franklin Covey, Paul has led many digital transformation projects, including the transition to the All Access Pass. Mr. Walker graduated from Brigham Young University with a Bachelor of Arts in Communications.

Director Qualifications: Mr. Walker's extensive experience with Franklin Covey and leadership experience as our Chief Executive Officer provide him with significant knowledge and valuable insights regarding our industry, sales strategy, content, operations, and strategic priorities. His education and professional experience enable Mr. Walker to provide valuable contributions to the Board and to facilitate effective communication between our management and the Board of Directors. Mr. Walker's extensive experience in sales and working with clients also provides him with the knowledge to make valuable contributions to the Board of Directors in the areas of strategy, growth, technology deployment, and organizational development.

**Robert A. Whitman, 70**

Chairman of the Board of Directors

Director Since: May 1997

Committees: None

Other Directorships: None

Mr. Whitman has served as the Chairman of the Board of Directors since June 1999 and served as Chief Executive Officer of the Company from January 2000 through August 2021. Mr. Whitman currently serves as Chairman of the Board of Directors. Mr. Whitman previously served as a director of the Covey Leadership Center from 1994 to 1997. Prior to joining us, Mr. Whitman served as President and Co-Chief Executive Officer of The Hampstead Group LLC from 1992 to 2000 and is a founding partner at Whitman Peterson. Mr. Whitman received his Bachelor of Arts Degree in Finance from the University of Utah and his MBA from the Harvard Business School.

Director Qualifications: Mr. Whitman's leadership experience as the Chief Executive Officer of the Company for 21 years and his in-depth knowledge of our strategic priorities and operations enable him to provide valuable contributions to the Board of Directors in his role as Chairman of our Board. Mr. Whitman's extensive experience in finance, private-equity investing, and leadership also provides him with the knowledge to make valuable contributions to the Board of Directors in the areas of finance, raising capital, and capital deployment.

Affirmative Determination Regarding Board Independence

The Board of Directors has determined each of the following directors to be an “independent director” under the listing standards of the New York Stock Exchange (NYSE): Anne H. Chow, Craig Cuffie, Donald J. McNamara, Nancy Phillips, Efrain Rivera, and Derek van Bever.

The Company has engaged Ms. Anne H. Chow to deliver keynote addresses to clients and prospective clients on its behalf. Ms. Chow receives compensation for the speeches that she delivers. The Board of Directors has reviewed the nature and amounts of expected compensation from these addresses and has determined that Ms. Chow will remain an independent director.

In assessing the independence of the directors, the Board of Directors determines whether or not any director has a material relationship with us (either directly, or as a partner, shareholder, or officer of an organization that has a relationship with us). The Board of Directors considers all relevant facts and circumstances in making independence determinations, including the director independence standards adopted by the Board of Directors and the existence of related-party transactions as described in the section entitled “Certain Relationships and Related Transactions” found in this report.

Board Leadership Structure

The Board of Directors does not have a policy on whether the roles of Chairman and CEO should be separate or combined. Following the September 1, 2021 appointment of Robert A. Whitman as Executive Chairman and Chairman of the Board and Paul S. Walker as Chief Executive Officer, these roles are no longer combined. Effective September 1, 2023, Mr. Whitman transitioned from serving as the Executive Chairman and Chairman of the Board to serve solely as Chairman of the Board of Directors. We believe Mr. Whitman’s leadership and previous experience with the Company and its operations enable him to provide meaningful contributions in the Chairman role.

Our Board regularly assesses the roles of Chief Executive Officer and Chairman of the Board, and deliberates the merits of its leadership structure to ensure that the most efficient and appropriate structure is in place. The Board of Directors has determined that if the Chairman of the Board is not an independent director, then there should be a Lead Independent Director.

Ultimately, we believe that our current leadership structure, combined with strong governance practices, creates a productive relationship between our Board and management, including strong independent oversight that benefits our shareholders. As CEO, Mr. Walker is directly accountable to our Board and, through our Board, to our shareholders. Mr. Whitman’s role as Chairman of the Board is also directly accountable to the Board and to our shareholders. We believe Mr. Whitman’s role is both counterbalanced and enhanced by the overall independence of the Board and independent leadership provided by our Lead Independent Director, Ms. Anne H. Chow. Ms. Chow, as Chair of our Nominating Committee, was designated as the Lead Independent Director by our Board. Our independent directors may elect another independent director as Lead Independent Director at any time. Mr. Walker, Mr. Whitman, and Ms. Chow meet and speak frequently regarding our Board and our Company.

The Board of Director’s Role in Risk Management Oversight

The Audit Committee of our Board of Directors has responsibility for the oversight of risk management, while our management team is responsible for the day-to-day risk management process. With the oversight of the Board of Directors, management has developed an enterprise risk management strategy, whereby management identifies the top individual risks that we face with respect to our business, operations, strategy, and other factors that were recognized after discussions with key business and functional leaders and reviews of external information. In addition to evaluating various key risks, management identifies ways to manage and mitigate such risks. During fiscal 2023, our management met regularly with the Audit Committee to discuss the identified risks and the efforts that are designed to mitigate and manage these risks. These risks are allocated to the various committees of the Board of Directors to allow the committees to examine a particular risk in detail and assess its potential impact to our operations. For example, the Audit Committee reviews compliance and risk management processes and practices related to accounting and financial reporting matters; the Nominating Committee reviews the risks related to succession

planning and the independence of the Board of Directors; and the Organization and Compensation Committee reviews the risks related to our various compensation plans. In the event that a committee is allocated responsibility for examining and analyzing a specific risk, such committee reports on the relevant risk exposure during its regular reports to the entire Board of Directors.













As part of its responsibilities, the Organization and Compensation Committee periodically reviews our compensation policies and programs to ensure that the compensation programs offer appropriate performance incentives for employees, including executive officers, while mitigating excessive risk taking. We believe that our various compensation programs contain provisions that discourage excessive risk taking. These provisions include:

- An appropriate balance between annual cash compensation and equity compensation that may be earned over several years.
- Metrics that are weighted between the achievement of overall financial goals and individual objectives.
- Stock ownership guidelines that encourage executive officers to accumulate meaningful levels of equity ownership, which align the interests of executives with those of long-term shareholders.

Based on a review of the nature of our operations by the Organization and Compensation Committee, we do not believe that any areas of the Company are incented to take excessive risks that would likely have a material adverse effect on our operations.

BOARD OF DIRECTOR COMMITTEES AND MEETINGS

Our Board has three standing committees: Audit, Nominating, and Organization and Compensation (the Compensation Committee). The specific membership of each committee allows us to take advantage of our directors' diverse skill sets, which enables deep focus on relevant committee matters. The following table shows the current membership of each of our standing committees.

Director	Audit	Nominating	Compensation
Anne H. Chow	—	 	
Craig Cuffie		—	
Donald J. McNamara		—	—
Joel C. Peterson	—	—	—
Nancy Phillips	—	 	 
Efrain Rivera		—	—
Derek van Bever	—		—
Paul S. Walker	—	—	—
Robert A. Whitman	—	—	—



Committee Chair

Committee Member

The Board of Directors has adopted a written charter for each of the standing committees, which are reviewed annually. These charters are available on our website at www.franklincovey.com. Shareholders may obtain a printed copy of any of these charters free of charge by making a written request to Investor Relations, Franklin Covey Co., 2200 West Parkway Boulevard, Salt Lake City, Utah 84119-2331.

The Audit Committee

The Audit Committee functions on behalf of the Board of Directors in accordance with Section 3(a)(58)(A) of the Securities Exchange Act of 1934, as amended (the Exchange Act). The Audit Committee's primary functions are to:

- assist our Board in its oversight of our financial statements, legal and regulatory compliance, independent auditors' qualification, independence, internal audit function performance, and internal controls over financial reporting;
- decide whether to appoint, retain, or terminate our independent auditors;
- pre-approve all audit, audit-related, tax, and other services, if any, to be provided by the independent auditors; and
- prepare the Audit Committee Report.

The Audit Committee is chaired by Mr. McNamara, and each of the members of the Audit Committee is independent as described under NYSE rules and meets the enhanced independence standards established by Rule 10A-3 promulgated under the Exchange Act. The Board of Directors has determined that two of the Audit Committee members, Donald J. McNamara and Efrain Rivera are each an "audit committee financial expert" as defined in Item 407(d)(5)(ii) of Regulation S-K.

The Corporate Governance and Nominating Committee

The Corporate Governance and Nominating Committee is chaired by Ms. Anne H. Chow. The primary purposes of the Nominating Committee are to:

- recommend individuals for nomination, election, or appointment as members of our Board and its committees;
- oversee the evaluation of the performance of our Board, its committees, and our management;
- ensure that our committees are comprised of qualified and experienced independent directors;
- review and concur in the succession plans for our CEO and other members of senior management; and
- take a leadership role in shaping our corporate governance, including developing, recommending to the Board, and reviewing on an ongoing basis the corporate governance principles and practices that apply to our Company.

In carrying out the responsibilities of the Nominating Committee, Ms. Chow frequently met or had discussions with Mr. Walker and Mr. Whitman during the fiscal year. All of the members of the Nominating Committee are independent as defined under NYSE rules.

The Organization and Compensation Committee

We are in a business that relies heavily on our people for a competitive advantage. As a result, our Organization and Compensation Committee plays a pivotal role in enabling us to attract and retain the best talent for the growth and strategic needs of our Company. Whenever possible, our goal is to be in a position to appoint people from within our Company to our most senior leadership positions, and our executive compensation program is intended to incentivize our people to stay at Franklin Covey and to aspire to these senior roles.

The Compensation Committee is chaired by Ms. Nancy Phillips and regularly met without any employees present to discuss executive compensation matters, including Mr. Walker's compensation package, during fiscal 2023. The primary functions of the Compensation Committee are to:

- determine and approve the compensation of our CEO and other executive officers;
- review and make recommendations to the Board for any incentive compensation and equity-based plans that are subject to Board approval;
- assist our Board in its oversight of the development, implementation, and effectiveness of our policies and strategies relating to our human capital management, including recruiting, retention, career development and progression, diversity, and employment practices;
- review management development plans and succession plans to ensure business continuity (other than that within the purview of the Nominating Committee);
- provide risk oversight of all Company compensation plans;
- review periodically the form and amount of non-employee director compensation and make recommendations to our Board with respect thereto; and
- prepare the Compensation Committee Report.

All of the Compensation Committee members are independent as defined under the NYSE enhanced independence standards. As described below in "Compensation Committee Interlocks and Insider Participation" and "Certain Relationships and Related Transactions," none of the Compensation Committee members had any material business relationships with the Company.

The Compensation Committee administers all elements of our executive compensation program, including our stock-based long-term incentive plans. In consultation with the Compensation Committee, Mr. Walker annually reviews and establishes compensation for the other Named Executive Officers. The Compensation Committee regularly reports to the full Board on decisions related to the executive compensation program.

Compensation Consultants

Our Compensation Committee recognizes the importance of using an independent compensation consulting firm that is appropriately qualified and that provides services to our Board. During fiscal 2023, the Compensation Committee engaged and received the advice of Mercer as compensation consultants. Mercer provided information to the Compensation Committee regarding stock-based compensation plans, executive compensation, and director compensation that were used as components of the overall mix of information used to evaluate our compensation plans. Our Compensation Committee reviewed its relationship with Mercer and determined that its work does not raise any conflicts of interest and that Mercer was independent under the factors set forth in the NYSE rules for compensation committee advisors. Further information regarding the role of these compensation consultants can be found in the Compensation Discussion and Analysis.

Compensation Committee Interlocks and Insider Participation

Nancy Phillips, Anne H. Chow, and Craig Cuffie each served on the Compensation Committee during fiscal 2023. No member of the Compensation Committee was an officer or employee of the Company or any of our subsidiaries or had any substantial business dealings with the Company or any of our subsidiaries during fiscal 2023 nor was formerly an officer of the Company. None of our executive officers serves as a member of the board of directors or compensation committee of any entity that has one or more executive officers serving as a member of the Board or our Compensation Committee.

Growth and Innovations Committee

Our Board of Directors has established a supplemental Growth and Innovations Committee to leverage the skills and abilities of our Directors to achieve specific objectives. The Growth and Innovations Committee does not have a charter and is not required by Securities and Exchange Commission (SEC) rules or Company bylaws. Our Growth and Innovations Committee is designed to: 1) assist our management with strategic guidance over growth initiatives and the execution of these initiatives to drive increased sales and shareholder return; and 2) provide strategic direction in our efforts to expand our content and offerings into areas that will provide meaningful results for clients and new growth opportunities.

Mr. van Bever is the Chair of the Growth and Innovations Committee and is joined by Ms. Chow, Mr. Cuffie, Ms. Phillips, Mr. Peterson, Mr. Rivera, Mr. Walker, and Mr. Whitman as members of this committee. We believe the experience and skills of these directors provides valuable strategic direction to the Company's ongoing growth and innovation objectives.

Commitment of our Directors

Our Board and its standing committees met regularly during fiscal 2023 as shown below.

	Meetings
Board	4
Audit	5
Nominating	3
Compensation	5

In addition to the formal meetings shown above, our Board regularly participated in informal update calls with members of our executive management as necessary throughout fiscal 2023.

Our Lead Independent Director plays an active role on our Board of Directors. Ms. Chow reviewed the agenda, schedule, and materials for each Board and Nominating Committee meeting and presided over executive sessions of the independent directors. Any independent director may call for an executive session and suggest agenda items for Board or committee meetings.

All of the members of our Board of Directors attended at least 75 percent of the Board and committee meetings for which they were entitled to participate. Although we encourage Board members to attend our Annual Meeting, we do not have a formal policy regarding director attendance at our annual shareholder meetings. Four members of our Board of Directors were available for questions at our most recent annual meeting of shareholders, which was held in January 2023.

Director Nomination Process

As indicated above, the Nominating Committee oversees the director nomination process. The Nominating Committee is responsible for identifying and evaluating candidates for membership on the Board of Directors and recommending to the Board of Directors nominees to stand for election. Each candidate to serve on the Board of Directors must be able to fulfill the responsibilities for directors set out in the Corporate Governance Guidelines approved by the Board of Directors. These Corporate Governance Guidelines may be found on our website at www.franklincovey.com. In addition to the qualifications set forth in the Corporate Governance Guidelines, nominees for director will be selected on the basis of such attributes as their integrity, experience, achievements, judgment, intelligence, personal character, ability to make independent analytical inquiries, willingness to devote adequate time to Board duties, and the likelihood that he or she will be able to serve on the Board for a sustained period. In connection with the selection of nominees for director, consideration will be given to the Board's overall balance of diversity of perspectives, backgrounds, and experiences. We believe it is important to have an appropriate mix of diversity for the optimal functionality of the Board of Directors. Although we do not have a formal diversity policy relating to the identification and evaluation of nominees for director, the Nominating Committee considers all of the criteria described above in identifying and selecting nominees and in the future may establish additional minimum criteria for nominees.

Although not an automatically disqualifying factor, the inability of a director candidate to meet independence standards of the NYSE will weigh negatively in any assessment of a candidate's suitability.

The Nominating Committee intends to use a variety of means of identifying nominees for director, including outside search firms, recommendations from current Board members, and recommendations from shareholders. In determining whether to nominate a candidate, the Nominating Committee will consider the current composition and capabilities of serving Board members, as well as additional capabilities considered necessary or desirable in light of existing Company needs and then assess the need for new or additional members to provide those capabilities.

Unless well known to one or more members of the Nominating Committee, normally at least one member of the Nominating Committee will interview a prospective candidate who is identified as having high potential to satisfy the expectations, requirements, qualities, and capabilities for Board membership.

Shareholder Nominations

The Nominating Committee, will consider, but shall not be required to nominate, candidates recommended by our shareholders who beneficially own at the time of the recommendation not less than one percent of our outstanding stock (Qualifying Shareholders).

Generally speaking, the manner in which the Nominating Committee evaluates nominees for director recommended by a Qualifying Shareholder will be the same as for nominees from other nominating sources. However, the Nominating Committee will seek and consider information concerning the relationship between a Qualifying Shareholder's nominee and that Qualifying Shareholder to determine whether the nominee can effectively represent the interests of all shareholders.

Qualifying Shareholders wishing to make recommendations to the Nominating Committee for its consideration may do so by submitting a written recommendation, including detailed information on the proposed candidate, including education, professional experience, and expertise, via mail addressed as follows:

Franklin Covey Co.
c/o Stephen D. Young, Corporate Secretary
2200 West Parkway Boulevard
Salt Lake City, UT 84119-2331

Communications with Directors

Shareholders or other interested parties wishing to communicate directly with the Board of Directors or the non-management directors as a group, may contact the Lead Independent Director directly via e-mail at lead.director@franklincovey.com. Our Audit Committee chairman may also be contacted directly via e-mail at audit.committee@franklincovey.com. You may also contact members of the Board in writing by addressing the correspondence to that individual or group, c/o Stephen D. Young, Corporate Secretary, Franklin Covey Co., 2200 West Parkway Boulevard, Salt Lake City, Utah 84119-2331. All such written communications will initially be received and processed by the office of the Corporate Secretary. Depending on the nature of the correspondence, the Secretary or Assistant Secretary will initially review such correspondence and either (i) immediately forward the correspondence to the indicated director and to the Chair of the Nominating Committee, or (ii) hold for review during the next regular meeting of the Board of Directors.

Fiscal 2023 Director Compensation

Director compensation is set by the Organization and Compensation Committee and approved by the Board of Directors and our management does not play a role in setting Board compensation. During fiscal 2023, we compensated members of the Board of Directors using a combination of cash and equity-based compensation. Board policy requires that each director who is not an employee of the Company maintain beneficial ownership of the Company's common stock and/or unvested stock units, equal in value to at least five times the annual Board cash retainer during their tenure on the Board. New directors have up to five years of service on the Board in which to meet this ownership requirement.

Paul S. Walker, our current CEO, does not currently receive compensation for his service on the Board. Robert A. Whitman, our Executive Chairman and Chairman of the Board of Directors and previous CEO, did not receive compensation for his service as a director in fiscal 2023. Following Mr. Whitman's September 1, 2023 transition to serving solely as Chairman of the Board, Mr. Whitman will only receive compensation for his service on the Board. The fiscal 2023 compensation received by Mr. Walker and Mr. Whitman is shown in the Fiscal 2023 Summary Compensation Table, contained in the "Executive Compensation" section of this proxy statement.

During fiscal 2023, the other directors were paid the following amounts for services provided:

Compensation Element	Amount
Annual restricted stock award	\$120,000
Annual cash retainer	65,000
Committee retainer, paid for service on each committee	10,000
Lead independent director annual retainer	30,000
Audit committee chair annual retainer	15,000
Compensation committee chair annual retainer	10,000
Nominating committee chair annual retainer	5,000

We reimbursed the Directors for their out-of-pocket travel and related expenses incurred while attending Board and committee meetings.

Fiscal 2023 Director Compensation Table

A	B	C	D	E	F	G	H
Name	Fees earned or paid in cash (\$)	Stock Awards ⁽⁴⁾ (\$)	Option Awards (\$)	Non-Equity Incentive Plan Compensation (\$)	Change in pension value and nonqualified deferred compensation earnings (\$)	All other Comp (\$)	Total (\$)
Anne H. Chow ⁽¹⁾	130,000	120,000	—	—	—	12,000	262,000
Craig Cuffie	95,000	120,000	—	—	—	—	215,000
Dennis G. Heiner ⁽²⁾	7,500	—	—	—	—	—	7,500
Donald J. McNamara	90,000	120,000	—	—	—	—	210,000
Joel C. Peterson	65,000	120,000	—	—	—	—	185,000
Nancy Phillips	105,000	120,000	—	—	—	—	225,000
Efrain Rivera ⁽³⁾	—	—	—	—	—	—	—
Derek C.M. van Bever	100,000	120,000	—	—	—	—	220,000
Paul S. Walker	—	—	—	—	—	—	—
Robert A. Whitman	—	—	—	—	—	—	—

Amounts reported in column C represent the fair value of stock-based compensation granted to each non-employee member of the Board of Directors. All Board of Director unvested stock awards are made annually in January following the Annual Meeting and have one-year vesting terms. In January 2023, each non-employee member of the Board received an unvested stock award of 2,647 shares that had a fair value of \$120,000. The number of shares awarded to each member of the Board of Directors was determined by dividing the fair value of the share award by \$45.34 per share, which was the closing price of our common stock on the date that the award was granted. At August 31, 2023, the directors held a total of 15,882 shares of unvested stock. For further information on the stock-based compensation awards presented in Column C, refer to Note 13 to the consolidated financial statements in our Annual Report on Form 10-K for the fiscal year ended August 31, 2023 as filed with the SEC on November 13, 2023.

- (1) In addition to compensation received for service on our Board of Directors, Ms. Anne Chow may also deliver speeches and presentations on our behalf. During fiscal 2023, Ms. Chow presented at one event and received \$12,000 in additional compensation, which is shown in column G on the Director Compensation Table above.
- (2) Mr. Heiner retired from our Board of Directors in fiscal 2023 and did not stand for election at our Annual Meeting of Shareholders held on January 20, 2023.
- (3) Mr. Rivera was appointed to our Board of Directors on September 27, 2023 and therefore did not receive any compensation during fiscal 2023.
- (4) At August 31, 2023, the aggregate number of unvested stock awards held by each current non-employee director was as follows: Anne H. Chow, 2,647 shares; Craig Cuffie, 2,647 shares; Donald J. McNamara, 2,647 shares; Joel C. Peterson, 2,647 shares; Nancy Phillips, 2,647 shares; Derek C.M. van Bever, 2,647 shares; and all directors as a group, 15,882 shares.

Fiscal 2024 Director Compensation

Effective September 1, 2023, Robert A. Whitman transitioned from his roles of Executive Chairman and Chairman to serve solely as Chairman of the Board of Directors. Following this transition, Mr. Whitman will only receive compensation associated with his service on the Board of Directors. Mr. Whitman will receive an annual cash retainer of \$190,000 for his service as Chairman and will receive the same compensation, including equity compensation, as the other Board members for services provided.

No other changes were approved for fiscal 2024 Board of Director compensation.

ENVIRONMENTAL STEWARDSHIP, SOCIAL RESPONSIBILITY, AND GOVERNANCE

Our mission is to enable greatness in individuals and organizations regardless of race, religion, gender, or other individual characteristics. We stand firmly against racism and discrimination, and we expect our associates to create environments of acceptance and contribution both internally and in our relationships with our clients. We believe our commitment to protecting and preserving our environment, creating an inclusive workplace of choice for achievers with heart, giving back to our local communities, and maintaining the highest standards of ethics and professionalism are in harmony with our mission to enable greatness.

Environmental Sustainability

As one of the world's leading training and content companies, we acknowledge our responsibility to reduce our environmental impact where possible. We care about our communities—both local and global—and we are committed to pursuing environmental sustainability initiatives. Franklin Covey has taken measures to address crucial climate-related issues facing our industry, including the following:

- We partner with EcoVadis, a leading assessment platform that rates sustainability in environmental impact, labor and human rights standards, ethics, and procurement practices, to provide transparency and to help us continuously improve our sustainability practices.
- We promote live-online training options to reduce or eliminate the need for consultant travel.
- We provide training materials in electronic format to proactively lessen the impact on the environment.
- We utilize Forest Stewardship Council (FSC) certified materials in the production of our printed materials to ensure our products are sourced from responsibly managed forests that adhere to strict environmental, social, and economic standards.
- We continually look for ways to make our printed participant materials more environmentally friendly and are committed to eliminating all single-use plastic by the end of 2025.
- We allow associates to work from home in many locations around the world to reduce the negative impact of commuter traffic and pollution.
- We engage in efficient management of corporate waste by recycling paper and returned print materials, toner, and ink cartridges as well as recycling or reselling outdated IT hardware through a third-party vendor.

Some of these efforts have impacted our financial results as they have been implemented. For example, during fiscal 2023 we included student leadership materials in electronic format as part of the *Leader in Me* membership. As a result, our materials sales declined significantly in fiscal 2023, but we believe these efforts will have a long-term favorable impact on our environment and sustainability. Through our partnership with EcoVadis, we actively seek to improve our sustainability practices and reduce our impact on the environment.

Culture and Diversity, Equity, and Inclusion (DEI) at Franklin Covey

Our goal is to have every associate feel they are a valued member of a winning team doing meaningful work in an environment of trust. To accomplish this goal, we are focused on attracting, developing, and retaining talent while looking through the lens of diversity, equity, and inclusion in each area as we believe that the strongest and most innovative cultures intentionally build diverse teams and cultivate a sense of belonging across those teams. We believe the diverse and global makeup of our workforce allows us to successfully serve a variety of clients with different needs on a worldwide basis.

To accomplish this vision, we established the position of Director of Learning, Development, and Inclusion in January 2021. This position is responsible for the internal learning and development of our associates in ways that align with our strategic plans for growth. In addition, we established the Franklin Covey Diversity, Equity, and Inclusion Council (DEI Council), which is comprised of approximately 35 associates from across our organization who are tasked with monitoring and implementing diversity, equity, and inclusion initiatives at all levels within the Company. Our efforts to build an environment of trust include the following:

- We actively comply with laws governing nondiscrimination, and expressly prohibit any harassment based on race, color, religion, gender, sexual orientation, gender identity or expression, national origin, age, genetic information, disability, or veteran status.
- Our Director of Learning, Development, and Inclusion is responsible for the internal training and development of our associates in ways that align with our strategic plans for equality and growth. We utilize our own content and strive to create the conditions for every associate to feel they are a valued member of a winning team, doing meaningful work, in an environment of trust.
- During fiscal 2023, the DEI Council focused on building cultural competence through multiple initiatives, including structured learning circles, a method of action learning, a company-wide book study to create a shared and safe learning environment, and panel discussions led by internal subject matter experts. These experiences allow associates to step out as leaders in topics they are interested in or care about, furthering our culture of belonging and reinforcing our talent pipeline.
- We currently have eight employee resource groups (ERGs), consisting of: Veterans and First Responders, BOLD (Black Originators, Leaders, and Doers), WIN (Women's International Network), Global Wellness, FC Ability, and LGBTQ+. Our AsPIRE and HOLA! ERGs came online in August of 2023. AsPIRE supports our Asian and Pacific Islander employees and allies while HOLA! creates a safe place for members of the Hispanic diaspora within our organization. The eight ERGs have welcomed more than 100 new member-allies across them during fiscal 2023.
- We remain steadfast in our commitment to recruiting and developing underinvested and underrepresented groups of employees. Women currently constitute 68 percent of our workforce, while the number of women in leadership grew to 54 percent at August 31, 2023 compared with 44 percent at August 31, 2022. Black, Indigenous, and People of Color (BIPOC) associates currently comprise 19 percent of our workforce, which is consistent with the prior year. We continue to make efforts to increase the representation of BIPOC, veterans, women, and individuals with disabilities in our workforce while ensuring that our associate promotions are fair and equitable.
- We also sponsor a mentorship program that helps us build skills and capabilities while leveraging our talented and experienced associates. In fiscal 2023, the Mentorship program experienced a 109 percent year-over-year increase in the number of mentees participating in the program. The Mentorship Program is company-wide and is available to all associates. Mentees and mentors are paired based on self-selected areas of interest and ability, giving the partners a great deal of flexibility for how they can best engage with each other for mutual benefit and professional development.

We believe these initiatives support our associates and provide a quality work environment at Franklin Covey. For more information on our Human Capital resources, refer to Item 1 in our Form 10-K for the fiscal year ended August 31, 2023 as filed with the SEC on November 13, 2023.

Supporting Our Communities

We recognize the interdependence between our company and the communities we serve. Our commitment to be the world's most trusted leadership company begins with building leadership skills in students. We partner with charitable foundations and make contributions that provide programs and services to build students' character and leadership in preK-12 schools throughout the world.

Our annual Global Day of Service provides paid time to our associates as they donate their time and talents to various charitable organizations working to reduce food insecurity. Our directly owned international offices and independently owned international licensees also encourage their associates to participate in our Global Day of Service. In September 2023, our Global Day of Service contributed over 3,300 service hours in countries around the world.

We strongly believe that the benefits of our success and scale should enrich our stakeholders, including the communities in which we operate. We are committed to being responsible global and corporate citizens by positively contributing to the communities in which we work and live.

Maintaining the Highest Standards of Ethics and Professionalism

Franklin Covey is committed to conducting business honestly and ethically, and to accurately reporting financial performance. To this end, we have implemented an anonymous reporting procedure to enable associates to communicate confidentially to the Audit Committee of our Board of Directors any observations, concerns, or complaints relating to accounting or auditing practices or concerns, issues relating to internal financial controls, conflicts of interest, or alleged violations of employment laws (harassment, discrimination, etc.). Employees may use the hotline or website to report these or any other legal or ethical matters.

Our Associate Policy Handbook, which outlines our Franklin Covey Code of Business Conduct and Ethics, includes our commitment to privacy principles, compliance with the U.S. Foreign Corrupt Practices Act, and all public company requirements.

We believe that our ongoing efforts in these areas are hallmarks of our culture at Franklin Covey and we intend to continue to improve our performance in these areas in fiscal 2024 and in the future.

PRINCIPAL HOLDERS OF VOTING SECURITIES

The following table sets forth information as of November 30, 2023, with respect to the beneficial ownership of shares of Common Stock by each person known by us to be the beneficial owner of more than five percent of our Common Stock, by each director, by our executive officers, and by all directors and officers as a group. Unless noted otherwise, each person named has sole voting and investment power with respect to the shares indicated. The percentages set forth below have been computed without taking into account treasury shares held by us and are based on 13,276,341 shares of Common Stock outstanding as of November 30, 2023. At the date of this report, there were no shares of Series A or B Preferred Stock outstanding.

As of November 30, 2023	Number of Common Shares	Percentage of Class
Blackrock, Inc. ⁽¹⁾ 55 East 52 nd Street New York, NY 10055	1,157,146	8.7%
Robert A. Whitman	702,630	5.3%
Vanguard Group Inc. ⁽¹⁾ P.O. Box 2600 Valley Forge, PA 19482-2600	664,636	5.0%
Donald J. McNamara ⁽²⁾⁽³⁾	445,246	3.4%
Joel C. Peterson ⁽²⁾	236,646	1.8%
Stephen D. Young	221,861	1.7%
M. Sean Covey	218,275	1.6%
Paul S. Walker	57,168	*%
Colleen Dom	46,242	*%
Jennifer C. Colosimo	23,766	*%
Anne H. Chow ⁽²⁾	20,948	*%
Derek C.M. van Bever ⁽²⁾	9,277	*%
Nancy Phillips ⁽²⁾	6,217	*%
Craig Cuffie ⁽²⁾	2,210	*%
Meisha R. Sherman	—	—%
Efrain Rivera	—	—%
All directors and executive officers as a group (14 persons) ⁽²⁾⁽³⁾	1,990,486	15.0%

* The percentage of shares beneficially owned by the director or nominee does not exceed 1% of our Common Stock.

(1) Information for Blackrock Inc. and Vanguard Group Inc. is provided as of September 30, 2023, the filing of their last 13F Reports.

(2) The share amounts indicated exclude unvested stock awards currently held by the following persons in the following amounts: Anne H. Chow, 2,647 shares; Craig Cuffie, 2,647 shares; Donald J. McNamara, 2,647 shares; Joel C. Peterson, 2,647 shares; Nancy Phillips, 2,647 shares; Derek C.M. van Bever, 2,647 shares; and all directors as a group, 15,882 shares. These unvested stock awards do not have voting power or dividend rights until the shares actually vest to members of the Board of Directors.

(3) The share amount includes those held for Donald J. McNamara by the Donald J. and Joan P. McNamara Foundation with respect to 23,000 shares. Mr. McNamara is the trustee of his foundation, having sole voting and dispositive control of all shares held by the foundation, and may be deemed to have beneficial ownership of such shares.

Delinquent Section 16(a) Reports

Section 16(a) of the Exchange Act requires our Board and executive officers, and persons who own more than 10 percent of our Common Stock, to file with the SEC initial reports of ownership and reports of changes in ownership of our Common Stock and other securities which are derivative of our Common Stock. Executive officers,

directors, and holders of more than 10 percent of our Common Stock are required by SEC regulations to furnish us with copies of all such reports they file. Based upon a review of the copies of such forms received by us and information furnished by the persons named above, we believe that all reports were filed on a timely basis during fiscal 2023, except for the following four reports: A Form 4 was filed for Mr. Covey on September 26, 2023 that should have been filed on December 8, 2022; a Form 4 was filed for Mr. Covey on August 15, 2023 which should have been filed on August 7, 2023; a Form 4 was filed for Ms. Dom on April 18, 2023 that should have been filed on November 21, 2022; and a Form 4 was filed for Mr. Walker on September 26, 2023 that should have been filed on August 31, 2023.

CERTAIN RELATIONSHIPS AND RELATED TRANSACTIONS

Review and Approval of Related Party Transactions

We review all relationships and transactions in which the Company and certain related persons, including our directors, executive officers, and their immediate family members, are participants, to determine whether such persons have a direct or indirect material interest. Our legal and accounting departments have responsibility for the development and implementation of processes and controls to obtain information from the directors and executive officers with respect to related party transactions and for then determining, based upon the facts and circumstances, whether the Company or a related party has a direct or indirect material interest in the transaction. As required under SEC rules, transactions that are determined to be directly or indirectly material to us or the related party are disclosed in our Proxy Statement. In addition, a disinterested majority of the full Board of Directors or Audit Committee reviews and approves any related party transaction that is required to be disclosed.

Related Party Transactions

We previously acquired CoveyLink Worldwide, LLC (CoveyLink). CoveyLink conducts seminars and training courses, and provides consulting based upon the book *The Speed of Trust* by Stephen M.R. Covey, who is the brother of M. Sean Covey. Prior to the acquisition date, CoveyLink granted us a non-exclusive license related to *The Speed of Trust* book and related training courses for which we paid CoveyLink specified royalties. As part of the CoveyLink acquisition, we obtained an amended and restated license of intellectual property that granted us an exclusive, perpetual, worldwide, transferable, royalty-bearing license to use, sell, and perform the licensed material in any format or medium and through any market or distribution channel. The amount expensed for these royalties to Stephen M.R. Covey under the amended and restated license agreement totaled \$1.7 million during the fiscal year ended August 31, 2023. In connection with the CoveyLink acquisition, we also signed a speaking services agreement that pays Stephen M.R. Covey a portion of the speaking revenues received for his presentations. During fiscal 2023 we expensed \$1.4 million for these presentations.

We pay M. Sean Covey, who is also an executive officer of the Company, a percentage of the royalty proceeds received from the sales of certain books authored by him in addition to his salary. During the fiscal year ended August 31, 2023, we expensed \$0.1 million for these royalty payments.

During fiscal 2023, we employed Joshua M.R. Covey, who is the brother of M. Sean Covey, and paid him compensation totaling \$271,040.

Each of these listed transactions was approved according to the procedures cited above.

COMPENSATION DISCUSSION AND ANALYSIS

Named Executive Officers

Our Compensation Committee, composed of three independent directors, determined the fiscal 2023 compensation for our named executive officers (NEOs) who held the following positions during fiscal 2023:

- **Paul S. Walker** – President and Chief Executive Officer (CEO);
- **Stephen D. Young** – Chief Financial Officer (CFO);
- **Robert A. Whitman** – Executive Chairman and Chairman of the Board of Directors;
- **M. Sean Covey** – President of the Education Division; and
- **Jennifer C. Colosimo** – President of the Enterprise Division.

Overview

This Compensation Discussion and Analysis (CD&A) describes in detail:

- The guiding principles, philosophy, and objectives of our executive compensation program, including shareholder-minded compensation practices we employ;
- Our fiscal 2023 executive compensation program; and
- Actual compensation earned by or provided to our NEOs as required by SEC rules.

We begin this CD&A with a short summary of our basic approach to executive compensation and our financial results for fiscal 2023.

Basic Elements of and Approach to Executive Compensation at Franklin Covey

The basic elements of compensation for our executives, including our NEOs, are: (1) salary and annual cash incentive compensation based on progress against specified performance metrics, which we define as “STIP” (short-term incentive plan) awards; (2) time and performance-based equity awards, which we define as “LTIP” (long-term incentive plan) awards; and (3) employee benefits, including retirement and severance benefits. The Compensation Committee of our Board of Directors sets salaries and establishes STIP and multiyear LTIP metrics at the beginning of each fiscal year.

We are a people business and take a rigorous approach to pay-for-performance. Accordingly, all associates within our various geographic regions have a meaningful portion of their compensation that tracks performance. We continue to increase the percentage of pay that is based on performance and performance-measured compensation for more senior roles, including our NEOs, to further align executive pay with shareholder interests. We have also adopted many shareholder-minded compensation policies. As a result, we are pleased to have again received overwhelming support from shareholders in our annual “say-on-pay” votes, including over 93 percent approval for our say-on-pay vote in fiscal 2023.

Fiscal 2023 Performance

Reflecting the strength of our strategic position in the marketplace and our continued transition to a subscription-based model, performance for fiscal 2023 was strong and included the following key metrics:

- Our consolidated revenue increased 7% year-over-year to \$280.5 million.
- Our adjusted earnings before interest, taxes, depreciation, and amortization (Adjusted EBITDA) increased 14% year-over-year from \$42.2 million to \$48.1 million and increased to \$49.5 million in constant currency. Adjusted EBITDA is a non-GAAP measure we believe is useful in evaluating our business. For a reconciliation of Adjusted EBITDA to net income (loss), a related GAAP measure, refer to Appendix B.

Our performance in fiscal 2023 reflects the continuation of key trends in both of our operating divisions: (1) our Enterprise Division sales grew 6% to \$205.7 million; (2) our Education Division sales grew 13% to \$69.7 million; and

(3) we achieved increases in All Access Pass deferred revenue within our international operations that will increase the reported results for these operations in the future. In North America, All Access Pass subscription and subscription services sales now account for 90% of total sales. We anticipate All Access Pass and *Leader in Me* subscription services to also make up the vast majority of our sales in our international operations in the coming years.

Shareholder-Minded Compensation Practices

The Compensation Committee regularly reviews and considers the views of shareholders and proxy advisory firms on corporate pay practices. Each year, we reach out to key shareholders to solicit their views on executive compensation and consider the results of our annual say-on-pay vote. Taking these and other inputs into account, the Compensation Committee has implemented and maintains the following policies:

- **Clawback Policy** – Effective October 2, 2023, we adopted a new clawback policy that complies with new SEC and NYSE rules and requirements. In general, when a restatement of financial information occurs, the clawback policy requires reimbursement of the difference in any cash-based or performance-based equity payments between the original award and the award that would have been made based on the adjusted financial statements. For reference, our new clawback policy has been attached as Appendix A to this Proxy Statement.
- **Hedging Policy** – Our directors and executive officers are prohibited from buying or selling publicly traded options, puts, calls or other derivative instruments related to Company stock. All other employees are discouraged from engaging in hedging transactions related to Company stock.
- **No Option Repricing Without Shareholder Approval** – Our equity plans expressly prohibit option repricing without shareholder approval.
- **No Excise Tax Gross-ups** – Excise tax gross-ups for our NEOs are prohibited.
- **Stock Ownership Guidelines** – Our stock ownership guidelines require an ownership threshold of five times base salary for our CEO, three times base salary for our CFO, and two times base salary for our other NEOs. Each NEO is targeted to reach the applicable threshold within five years of the policy becoming applicable to the NEO and from the date the NEO first has shares awarded as part of their annual compensation. NEOs are prohibited from selling any shares until after these established guidelines are met. The Compensation Committee annually reviews executives' progress toward meeting these guidelines. For fiscal 2023, the stock ownership of Mr. Young, Mr. Whitman, and Mr. Covey met or exceeded the applicable threshold, and Mr. Walker and Ms. Colosimo are also currently expected to meet their ownership threshold within the allotted time.
- **No Significant Perquisites** – No significant “corporate perquisites” such as country club memberships or automobile allowances are provided to our NEOs.
- **No Employment Agreements for NEOs and Limited Change-in-Control Benefits** – The Company does not enter into employment agreements with its NEOs and has a change-in-control policy for its NEOs that provides for a specific potential change-in-control severance benefit of only one times total targeted annual cash compensation without any excise tax gross-ups and potential acceleration of all the NEOs' outstanding equity awards. Our NEOs are subject to the same general (non-change-in-control) severance policies as all Company employees.
- **Pay-for-Performance Awards** – The fiscal 2023 STIP cash awards and LTIP performance-based equity awards were designed to incentivize specific achievement levels in our results of operations and pay out only if those specified operating improvements are achieved.

Consideration of 2023 Say-on-Pay Voting Results

We held our annual advisory say-on-pay vote with respect to the compensation of our NEOs at our 2023 annual meeting of shareholders conducted in January 2023. Over 93 percent of the votes cast were in favor of the compensation of our NEOs. Considering its ongoing shareholder-minded compensation policies, discussions with compensation advisors, and the indications of this vote, our Board of Directors and the Compensation Committee considered and discussed this shareholder vote result during fiscal 2023 and determined not to make significant changes to the existing program for fiscal 2023 in response to shareholder feedback. The Compensation Committee

expects to periodically explore various executive pay and corporate governance changes to the extent appropriate to keep our executive compensation program aligned with best practices in our competitive market and the Company's particular circumstances, keeping shareholder views in mind. The Compensation Committee intends to continue holding say-on-pay votes with shareholders on an annual basis, consistent with our shareholders' recommendation.

Guiding Philosophy, Principles and Objectives of our Executive Compensation Program

To fulfill our mission and implement our strategy, Franklin Covey must attract, motivate, and retain highly qualified associates. We work to achieve this objective, in part, through both a winning culture and a competitive performance-based total compensation program. We align our executives' interests with those of our shareholders by tying STIP and LTIP compensation to the Company's achievement of key measures of growth and key strategic objectives.

We believe variable, performance-based compensation should constitute a significant percentage of our executives' overall compensation opportunity. All executive base salary, STIP, and LTIP compensation is designed to be market-based. Variable STIP cash incentive pay and LTIP equity-based pay are linked to, and designed to reward the achievement of specific performance targets.

The philosophy and objectives of our executive compensation program are reflected in the compensation principles listed below, which guide the Compensation Committee in its oversight of our compensation practices and plans. The specific objectives of our executive compensation program are to reward achievement of our strategic and annual business plans and to link a major portion of pay directly to performance. The key principles that guide the Compensation Committee are that the Company's executive compensation program should:

- *Reflect Performance:* We establish multi-year objectives for the Company relating to both growth and the achievement of key strategic objectives to align compensation with performance over both the short and long term. Annual performance targets are established in the context of these multi-year objectives, and for fiscal 2023 consisted primarily of goals for growth in new business, Qualified Adjusted EBITDA, and deferred subscription revenue. NEO performance pay levels for the year are generally determined by assessing the Company's level of achievement compared to these objectives. Since our NEOs are responsible for our overall performance against these objectives, their compensation can vary significantly from year to year.
- *Encourage Long-Term Company-Wide Focus:* We believe that compensation should encourage and reward both the achievement of annual objectives and longer-term, Company-wide performance improvement. We use a service-based and performance-based award program to focus NEO efforts on long-term growth in shareholder value. We believe that paying a significant portion of variable compensation to our NEOs in the form of equity-based compensation that vests over a period of time, based on performance, also encourages a long-term, Company-wide focus. Value is realized through delivering results today, but in a way that builds the foundation for delivering even stronger results in the future. We believe that this practice will lead to our NEOs having a considerable investment in our shares over time. This investment in turn advances both a culture of teamwork and partnership and encourages a stewardship mentality for the Company among our key leaders.
- *Attract and Retain Talent:* We understand the importance of hiring and retaining the best people. Retention of talented associates is critical to successfully executing our business strategy. We seek to be what we refer to internally as "the workplace of choice for achievers with heart." Successful execution of our business strategy requires that our management team be in place, engaged, and focusing their best energy and talents on achieving our business goals and strategies. For us, compensation is not just an overhead expense; it is a key component of the investments we make and costs we incur to generate our revenues. In determining the compensation of our NEOs and in reviewing the effectiveness of our compensation program for attracting and retaining talent, the Compensation Committee generally considers the competitive market for talent. We believe that our compensation programs should enable us to attract and retain talented people and incentivize them to contribute their finest talents to achieving our objectives. We are pleased that, even in the context of the very demanding results they must achieve, our executive officers have an average tenure of over 19 years with our Company (ranging from one to 37 years).

In addition to aligning our compensation programs with the achievement of objectives that drive shareholder value, the Compensation Committee also considers the consistency of our compensation programs and works to ensure that our variable compensation does not encourage imprudent risk-taking. We have determined that our approach to the compensation process addresses the need to balance prudence with performance through a combination of:

- Controls on the allocation and overall management of risk-taking;
- Comprehensive profit and loss and other management information, that provides ongoing performance feedback;
- Rigorous, multi-party performance assessments and compensation decisions; and
- A Company-wide compensation structure that strives to meet industry best practice standards, including a business model that is based on compensating our associates in direct proportion to the revenue and profit contribution they generate.

Our compensation framework seeks to balance risk and reward. Our executive team is involved in identifying relevant risks and performance metrics for our business. We work to create a cadence of accountability within our organization through continuous evaluation and measurement of performance compared to what we refer to internally as our “Wildly Important Goals” of achieving profitable growth, meeting strategic objectives, and building a winning culture. Based on the considerations discussed above, in connection with its compensation decisions for fiscal 2023, our Compensation Committee concluded that our Company’s compensation program and policies are structured such that they do not encourage imprudent risk-taking, and that there are no risks arising from such programs and policies that are reasonably likely to have a material adverse effect on the Company.

Analysis of Fiscal 2023 Compensation Decisions and Actions

Fiscal 2023 Executive Compensation Determination Process

The Compensation Committee determined the form and amount of fixed compensation and established specific performance metrics for determining year-end variable compensation to be awarded to our NEOs for fiscal 2023 considering: (1) our financial performance over the prior year and past several years, and expectations for fiscal 2023; (2) the individual and collective performance of our NEOs relative to the achievement of metric-based strategic objectives related to growth in key areas; and (3) compensation in connection with our goal of attracting and retaining the best talent. In particular, the Compensation Committee reviewed at a general level the following financial metrics and related growth rates in connection with making its key compensation decisions:

- Revenue;
- Adjusted EBITDA and operating income;
- Multi-year changes in operating income, Adjusted EBITDA and specific revenue targets;
- Achieving high rates of revenue retention for subscription-based revenue; and
- Overall performance.

Management Input Regarding Compensation Decisions: Our Compensation Committee meets in executive session to discuss the performance of our CEO and each of the other NEOs. Our CEO submitted year-end variable compensation calculations (certified by our CFO) and recommendations to the Committee for our other executives, including the NEOs. These calculations and recommendations precisely followed the payout guidelines established for incentive compensation relating to financial performance.

General Market Assessment: Our Compensation Committee evaluates our NEO compensation program at a high level against market practices. In fiscal 2023, the Compensation Committee asked Mercer, the Committee’s compensation consultant, to assess our NEO compensation program, identify considerations that could inform compensation decisions, and advise as to current market practices, trends, and plan designs. Mercer reviewed data from its own research and databases and used this information primarily as supplemental data to assist the Compensation Committee in understanding current market practices related to executive compensation. Mercer has advised us that our compensation program (1) contains features that reinforce significant alignment with shareholders and a

long-term focus, (2) blends subjective assessment and policies in a way that addresses known and perceived risks at levels consistent with market compensation for similar-sized and comparable professional services and content companies, and (3) has been aligned with corporate performance.

The Compensation Committee has assessed Mercer's independence, as required under NYSE rules, and considered and assessed all relevant factors, including those required by the SEC that could give rise to a potential conflict of interest during fiscal 2023. The Compensation Committee did not identify any conflicts of interest raised by the work performed by Mercer.

In making pay decisions for fiscal 2023, the Compensation Committee considered how executive compensation should drive desired performance toward our business objectives. The Compensation Committee also considered the specific business opportunities and challenges facing the Company compared to those of our competitors and similar-sized companies. However, the Compensation Committee did not specifically benchmark elements of compensation when making its fiscal 2023 executive compensation decisions. Finally, the Compensation Committee generally considered the past performance of our NEOs, including performance against previous individual and corporate objectives, expected contribution to future corporate objectives and whether the NEOs' performance was achieved consistent with our governing values. The Compensation Committee made final judgments regarding the appropriate compensation level for each NEO based on these additional inputs.

The following peer group was used for fiscal 2023. These companies were selected based on size, industry, and types of professional services offered, and remained the same as the peer group used in fiscal 2022. Annual revenues for the peer group, which is one of the factors considered in selecting the peers, range from approximately \$100 million to \$1.0 billion. The data for this peer group was regressed due to the overall revenue of the peer group, to be more comparable with our revenue. With our fiscal 2023 revenues totaling \$280.5 million, we believe with the previously stated regression, this peer group is appropriate for comparative purposes. This peer group is one of many tools used by the Compensation Committee for assessing executive compensation and was comprised of the following companies for fiscal 2023:

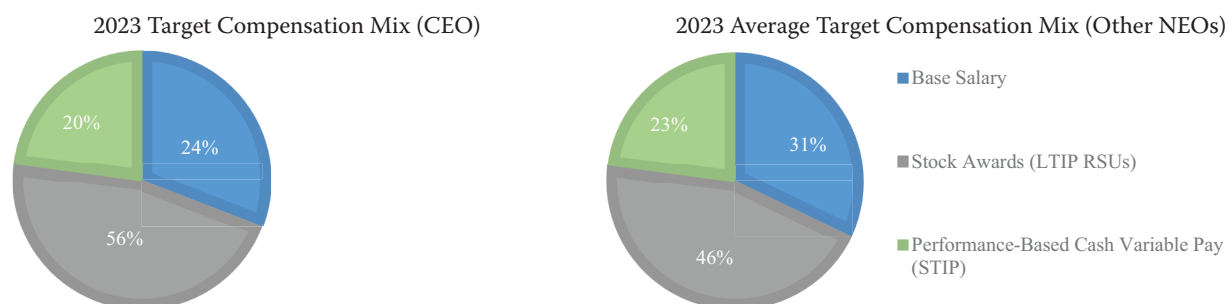
- Computer Task Group, Inc.
- CRA International, Inc.
- Exponent, Inc.
- Forrester Research, Inc.
- The Hackett Group, Inc.
- HealthStream, Inc.
- Heidrick & Struggles International, Inc.
- Huron Consulting Group, Inc.
- Information Services Group, Inc.
- Mastech Digital, Inc.
- RCM Technologies, Inc.
- Resources Connection, Inc.

The Compensation Committee gave consideration to our CEO's base pay, which affects his overall compensation level, against this peer set and considered various metrics in setting his compensation levels.

Decisions on Key Elements of Fiscal 2023 Executive Compensation

Total Compensation: In addition to the specific elements of compensation discussed below, we establish annual targets for the total compensation provided to our NEOs. Based on the key factors described above, along with our expected growth, the Compensation Committee established fiscal 2023 total compensation targets of \$2.7 million for our CEO and \$1.2 million, on average, for our other NEOs, assuming achievement of targeted results under our STIP and LTIP. These calculations exclude book royalty payments made to Mr. Covey, as noted in the Fiscal 2023 Summary Compensation Table.

Total Compensation Mix: The following charts identify the fiscal 2023 target compensation mix for our CEO and average mix for our other NEOs.



Base Salaries

The Company pays a base salary to each of our NEOs to provide a base level of fixed income for services rendered. The Compensation Committee annually reviews base salary market data and if appropriate, will adjust base salaries to remain at competitive levels. The Committee continues to emphasize performance-based variable pay as the primary means by which NEOs may increase their total compensation absent increases in responsibilities. Based on a compensation plan made by the Compensation Committee for Mr. Walker when he became CEO, Mr. Walker's annual base salary rate was increased from \$500,000 to \$575,000 effective November 14, 2022. The Compensation Committee determined not to increase the base salaries for the other NEOs because their salaries were determined to be competitively positioned. For specific information about the NEOs' base salaries for fiscal 2023, see the "Salary" column in the "Fiscal 2023 Summary Compensation Table" below.

Annual Performance-Based Variable Pay

Fiscal 2023 Performance-Based Cash Variable Pay Plan: The Company provides annual performance-based cash incentive opportunities to link our NEOs' interests to specific financial and strategic goals established by the Compensation Committee. In fiscal 2023, this STIP for our NEOs included two components for the payout calculation: (1) annual financial performance objectives (70% of payout) and (2) metric-based executive team performance objectives (30% of payout). Effective September 1, 2022, Mr. Walker's target STIP payout opportunity was increased to \$460,000 based on a compensation plan approved by the Compensation Committee. The target STIP payout opportunities at 100% for our NEOs, determined by the Compensation Committee based on the considerations described above, were: \$460,000 for Mr. Walker; \$235,000 for Mr. Young; \$200,000 for Mr. Whitman; \$220,000 for Mr. Covey and \$250,000 for Ms. Colosimo. The STIP reinforces our strong pay-for-performance philosophy and rewards the achievement of specific business and financial goals during the fiscal year. STIP opportunities can range from 0% to 200% of target based on performance.

Financial Performance Component (70%): The threshold necessary for NEOs to earn 100% of the financial performance component of their target STIP payout in fiscal 2023 was an increase in Qualified Adjusted EBITDA to \$45.0 million, compared with the \$30.0 million goal in the previous fiscal year. Qualified Adjusted EBITDA is calculated as reported Adjusted EBITDA which is adjusted for the impact of foreign exchange and potentially other items.

The Company uses Qualified Adjusted EBITDA in its analysis and decision-making because it provides information that facilitates consistent internal comparisons to the historical operating performance of prior periods, and we believe the measure provides greater transparency to evaluate operational activities and financial results. Adjusted EBITDA is also the primary measure by which internal business segment performance is evaluated and is regularly communicated to our analysts. Refer to the table in Appendix B for the reconciliation of Adjusted EBITDA to consolidated net income (loss), a comparable GAAP financial measure.

In fiscal 2023, Qualified Adjusted EBITDA was \$49.5 million, which exceeded the \$48.0 million maximum threshold, and was 17% higher than the \$42.2 million of Adjusted EBITDA achieved in fiscal 2022. This performance resulted in a payout of 200% of the 70% financial performance component (a maximum payout of the financial performance component of the STIP).

The following table shows the potential payouts to our NEOs based on the degree of attainment of fiscal 2023 STIP Qualified Adjusted EBITDA objectives (and assuming metric-based executive team performance objectives were achieved). Pro-rata calculations are on a straight-line basis between the performance levels.

Potential payouts for fiscal 2023 STIP Qualified Adjusted EBITDA objectives (70%)

Qualified Adjusted EBITDA less than \$39.0 million and not meeting performance objectives	If Qualified Adjusted EBITDA as calculated was > \$39.0 million and < \$45.0 million and meeting performance objectives	Targeted Qualified Adjusted EBITDA of \$45.0 million and meeting performance objectives	If Qualified Adjusted EBITDA (including STIP expense) was > \$45.0 million and < \$48.0 million and meeting performance objectives	Qualified Adjusted EBITDA (including STIP expense) equal to or greater than \$48.0 million and meeting performance objectives
0%	Pro-rata calculation	100%	Pro-rata calculation	200%

Performance Objectives Component (30%): The performance objectives component of the STIP represents 30% of the STIP award. Goals under this component are objectives with specific measures related to the transition to a subscription-based business model as well as recurring All Access Pass revenue. Each key strategic goal is individually weighted based on difficulty and on the effort required to achieve the goal, with most goals weighted between 25% and 35% of this portion of the STIP award opportunity. We believe that the goals established for each NEO were “stretch” goals tied to over-achieving compared to our annual plan in support of the Company’s long-term strategy of building its subscription business. Each goal was typically linked to what we refer to internally and was previously mentioned as our “Wildly Important Goals” which are cascaded throughout the Company, and progress toward each of these goals was tracked regularly. As a point of context as to the rigor of these non-disclosed goals, in recent years, we have achieved various levels of payout under this 30% component: 95% achievement in fiscal 2022; 100% achievement in fiscal 2021; 48% achievement in fiscal 2020; 84% achievement in fiscal 2019; and 100% achievement in fiscal 2018. Based on performance against these objectives, and the performance of the Company’s subscription business, NEOs were paid 43.3% of the performance objectives component in fiscal 2023.

The Adjusted EBITDA portion of the payout combined with the achievement of 43.3% of the 30% performance objective component resulted in a total payout of 183% of STIP for fiscal 2023. These payouts are reflected in the “Fiscal 2023 Summary Compensation Table” found in this document under the heading “Non-Equity Incentive Plan Compensation.” For more information about the NEOs’ award opportunities under the STIP for fiscal 2023, refer to the “Fiscal 2023 Grants of Plan-Based Awards” table below. No other annual variable cash compensation awards were earned by the NEOs during fiscal 2023.

Equity Compensation

We believe that granting long-term equity awards over the years has created a strong alignment of interests between NEOs and shareholders, as reflected in our strong financial performance from fiscal 2010 through fiscal 2023. The same program and philosophy were reflected in our use of LTIP equity-based awards in fiscal 2023.

Fiscal 2023 LTIP – Service-Based and Performance-Based Equity Grants: A significant portion of our NEOs’ total targeted compensation for fiscal 2023 was provided in the form of performance-based stock awards that vest upon the achievement of key financial objectives included in our longer-term financial plan over a period of years. If the

minimum threshold performance target is not achieved within the allotted time frame, then the performance-based award tranche is forfeited, and no shares are awarded to participants. A smaller portion of our NEOs' total targeted compensation for fiscal 2023 was provided in the form of service-based stock awards that vest upon the completion of three years of service.

During fiscal 2023, the Compensation Committee granted performance-based and service-based equity awards to our NEOs. Shares may be earned under the fiscal 2023 LTIP award following the completion of a three-year measurement/service period, which ends on August 31, 2025, as described below:

- (1) 75% percent of the fiscal 2023 LTIP award is based on Qualified Adjusted EBITDA performance, as defined earlier. We believe that Qualified Adjusted EBITDA is one of the most important measures of our financial results and is important in both the short- and long-term. Therefore, this measure is used in both our STIP and LTIP award plans. The Compensation Committee sets the Qualified Adjusted EBITDA award thresholds at levels which are expected to peak in the final year of the award measurement period. Qualified Adjusted EBITDA for purposes of the fiscal 2023 LTIP is based on the highest level of Qualified Adjusted EBITDA achieved for any rolling four-quarter period during the three-year measurement period ending August 31, 2025; and
- (2) 25% of the fiscal 2023 LTIP award vests after three years of service, which will vest, if at all, on August 31, 2025.

Consistent with prior years, the performance-based LTIP tranche has a 50% minimum performance threshold, a 100% expected (or target) threshold, and a 200% maximum limit threshold. The number of shares awarded in settlement of the performance-based tranche is a straight-line pro-rata calculation between the 50% minimum threshold and the 100% target, and a different straight-line pro-rata calculation between the 100% target and the 200% maximum threshold. Since the vesting of the performance-based LTIP award tranche has a measurement period of three years, as of August 31, 2023, the fiscal 2023 performance-based LTIP award remained unvested. The performance targets for the fiscal 2023 LTIP award (and the corresponding payout levels for achieving the targets) are as follows:

Qualified Adjusted EBITDA Performance Measures

- \$48.0 million (50% of target – minimum threshold);
- \$57.0 million (100% of target); and
- \$67.0 million (200% of target – maximum threshold).

We believe that our LTIP equity-based program aligns a significant portion of our executive compensation with improving performance, which increases intrinsic value to our shareholders. For further information regarding our specific LTIP awards and other share-based compensation instruments (including applicable performance achievement), please refer to the notes to our financial statements found in our Annual Report on Form 10-K for the fiscal year ended August 31, 2023, and the footnotes to the Outstanding Equity Awards at Fiscal 2023 Year-End table that are provided below. For more information about the NEOs' award opportunities under the LTIP for fiscal 2023, see the "Fiscal 2023 Summary Compensation Table" and the "Fiscal 2023 Grants of Plan-Based Awards" table below.

On August 31, 2023, the performance-based tranches of the fiscal 2019 LTIP award and the time-based tranche and performance-based tranche of the fiscal 2021 LTIP award vested to the award recipients. Due to the impact of the COVID-19 pandemic and uncertainties related to the economic recovery from the pandemic, on October 2, 2020, the Compensation Committee lengthened the service period for the performance-based tranches of the fiscal 2019 LTIP award by two years. The end of the measurement period was extended from August 31, 2021 to August 31, 2023, and the Qualified Adjusted EBITDA thresholds were each increased by \$2.0 million from the amounts originally approved. The award thresholds for the maximum number of shares to vest in the fiscal 2019 LTIP were \$44.0 million for Qualified Adjusted EBITDA and \$185.0 million for subscription sales. The award threshold for the maximum payout of the performance tranche of the fiscal 2021 LTIP award was \$47.0 million of Qualified Adjusted EBITDA. Based on the results achieved through the end of the measurement period on August 31, 2023, the maximum number of shares of the performance-based tranches of these LTIP awards were earned by the award participants. Refer the table entitled "Fiscal 2023 Option Exercises and Stock Vested" for further information on the number of shares earned by the NEOs from these two LTIP awards.

Qualified Retirement Benefits: Each of our NEOs participates in our 401(k) plan, which is our tax-qualified retirement plan available to all eligible U.S. associates. We match participant contributions dollar-for-dollar on the first one percent of salary contributed to the 401(k) plan and 50 cents on the dollar for the next four percent of salary contributed. Our match for executives is the same received by all associates who participate in the 401(k) plan. Contributions to the 401(k) plan from highly compensated employees are currently limited to a maximum of 12% of their compensation, subject to statutory limits.

Other Benefits: The Compensation Committee evaluates the market competitiveness of the executive benefit package to determine the most critical and essential benefits necessary to retain executives. Based on market information received from Mercer, the Compensation Committee determined to include executive life insurance for certain NEOs. In addition, several years ago, the Company agreed to provide Mr. Whitman, our former CEO who served as Executive Chairman in fiscal 2023, with supplemental disability insurance. For fiscal 2023, the Compensation Committee was provided with the estimated value of these items (which value is included in the Fiscal 2023 Summary Compensation Table below), and determined, as in prior years, that these amounts were not material in determining our NEOs' fiscal 2023 compensation.

- *Term Life Insurance:* Franklin Covey provides a portable 20-year term life policy for Mr. Whitman and Mr. Young. The coverage amount is about 6.5 times Mr. Whitman's target annual cash compensation (base salary plus target performance-based cash variable pay), and about 2.5 times Mr. Young's target annual cash compensation (base salary plus target performance-based cash variable pay). The Company-provided life insurance policy for Mr. Whitman ended on September 1, 2023 when he transitioned from his roles as Executive Chairman and Chairman to serve solely as the Chairman of the Board.
- *Supplemental Disability Insurance:* The Company has provided Mr. Whitman with long-term disability insurance which, combined with our current group policy, provides, in the aggregate, monthly long-term disability benefits equal to about 100 percent of his fiscal 2023 target cash compensation. This Company-provided policy for Mr. Whitman ended on September 1, 2023 when he transitioned from his roles as Executive Chairman and Chairman to serve solely as the Chairman of the Board.

We maintain a number of other broad-based associate benefit plans in which, consistent with our values, our NEOs participate on the same terms as other associates who meet the eligibility requirements, subject to any legal limitations on amounts that may be contributed to or benefits payable under the plans. These benefits include:

- Our high-deductible health plans and health savings accounts administered under Sections 125 and 223 of the Internal Revenue Code of 1986, as amended (the Code); and
- Our Employee Stock Purchase Plan implemented and administered under Section 423 of the Code.

Severance Policy: We have implemented a severance policy to establish, in advance, the appropriate treatment for terminated NEOs and to help ensure market competitiveness. The severance policy uses the same benefit formula for our NEOs as it uses for all our associates. We do not "gross-up" severance payments to compensate for taxes. For more information about the terms of this severance policy, see the section below entitled "Executive Compensation – Potential Payments Upon Termination or Change-in-Control."

Employment Agreements and Change-in-Control Severance Agreements: We do not have employment agreements with any of our NEOs, but we are a party to change-in-control severance agreements with each of our NEOs. However, consistent with our conservative approach, the severance amount is only one times the executive's total targeted annual cash compensation without any excise tax gross-ups and potential acceleration of all the NEOs' outstanding equity awards. For more information about the terms of these change-in-control severance agreements, see the section below entitled "Executive Compensation – Potential Payments Upon Termination or Change-in-Control."

EXECUTIVE COMPENSATION

The Fiscal 2023 Summary Compensation Table below sets forth compensation information for our NEOs relating to fiscal 2023, fiscal 2022, and fiscal 2021, as applicable.

Under SEC rules, the 2023 Summary Compensation Table is required to include for a particular year only those equity-based awards granted *during* that year, rather than awards granted after our fiscal year end, even if the equity-based award was granted for services in that year. By contrast, SEC rules require disclosure of cash compensation to be included for the year earned, even if payment is made after year-end.

Fiscal 2023 Summary Compensation Table

Name and Principal Position	Year	Salary (\$)	Bonus (\$)	Stock Awards (\$)	Non-Equity Incentive Plan Compensation (\$)	All Other Compensation (\$)	Total (\$)
Paul S. Walker President and CEO	2023	546,154	—	1,304,459	845,107	17,527	2,713,247
	2022	497,115	—	853,235	744,375	21,281	2,116,006
	2021	425,000	—	425,000	569,500	15,408	1,434,908
Stephen D. Young CFO	2023	350,000	—	350,052	431,740	17,869	1,149,661
	2022	350,000	—	398,220	466,475	22,670	1,237,365
	2021	350,000	—	350,000	470,000	12,756	1,182,756
Robert W. Whitman Executive Chairman	2023	200,000	—	1,000,097	367,438	34,922	1,602,457
	2022	214,423	—	1,137,679	397,000	77,230	1,826,332
	2021	575,000	—	1,150,000	1,150,000	79,251	2,954,251
M. Sean Covey President - Education Division	2023	330,000	—	220,005	424,292	127,549	1,101,846
	2022	327,692	—	250,309	436,700	141,274	1,155,975
	2021	300,000	—	200,000	400,000	132,593	1,032,593
Jennifer C. Colosimo President - Enterprise Division	2023	375,000	—	250,147	455,263	16,850	1,097,260
	2022	375,000	—	227,555	496,250	19,453	1,118,258

Salary: The amounts reported in the “Salary” column represent base salaries paid in cash to each NEO for the fiscal year indicated.

Stock Awards: The amounts reported in the “Stock Awards” column for fiscal 2023 represent the aggregate grant date fair value (computed in accordance with Financial Accounting Standards Board Accounting Standards Codification Topic 718, or ASC Topic 718), based on the probable outcome of any applicable performance criteria, excluding the effect of estimated forfeitures, for the stock awards granted to NEOs as LTIP awards during fiscal 2023. The probable outcome of the awards granted during fiscal 2023 with performance conditions were based on the Company meeting the 100% target for the financial performance condition. Assuming the maximum performance level is achieved, the value of each LTIP award in this column would be as follows: Mr. Walker, \$2,282,672; Mr. Young, \$612,544; Mr. Whitman, \$1,750,095; Mr. Covey, \$385,010; and Ms. Colosimo, \$437,609 (for further information regarding these stock awards and the assumptions made in their valuation, refer to Note 13, *Stock-Based Compensation Plans*, in our consolidated financial statements included in our Annual Report on Form 10-K for the fiscal year that ended on August 31, 2023).

Non-Equity Incentive Plan Compensation: The amounts reported in the “Non-Equity Incentive Plan Compensation” column represent the amounts paid to each NEO under the STIP for the fiscal year indicated. Payments are based on achieving strategic objectives established annually and meeting annual financial targets.

All Other Compensation: The amounts reported for fiscal 2023 in the “All Other Compensation” column are set forth in the “Fiscal 2023 All Other Compensation Table” below.

Fiscal 2023 All Other Compensation Table

Name	Year	Company Contributions to 401(k) Plan ^(a) (\$)	Executive Life Insurance Premiums ^(b) (\$)	Executive Disability Premiums ^(c) (\$)	Other ^(d) (\$)	Total (\$)
Mr. Walker	2023	9,827	—	—	7,700	17,527
Mr. Young	2023	5,654	4,515	—	7,700	17,869
Mr. Whitman	2023	9,150	8,084	17,688	—	34,922
Mr. Covey	2023	8,814	—	—	118,735 ^(e)	127,549
Ms. Colosimo	2023	9,150	—	—	7,700	16,850

- (a) We match dollar-for-dollar the first one percent of salary contributed to the 401(k) plan and 50 cents on the dollar of the next four percent of salary contributed. Our match for executives is the same match received by all associates who participate in the 401(k) plan.
- (b) For the Executive Chairman and CFO, we maintain an executive life insurance policy with a face value of about 6.5 times the annual cash compensation for the Executive Chairman and about 2.5 times the annual cash compensation for the CFO. These amounts show the annual premiums paid for each 20-year term executive life insurance policy.
- (c) In his role as CEO and now as Executive Chairman, we provide Mr. Whitman with long-term disability insurance which, combined with our current group policy, provides, in the aggregate, monthly long-term disability benefits equal to 100% of his fiscal 2023 target cash compensation. The amount shows the premiums paid for Mr. Whitman’s supplemental long-term disability coverage.
- (d) Amounts are for costs associated with executives’ attendance at Franklin Covey’s Chairman’s Club Trip, honoring sales and delivery associates who exceeded their annual goals.
- (e) For Mr. Covey, this amount includes \$111,035 of royalties earned during fiscal 2023 from books he authored that are used in our training and education businesses.

Fiscal 2023 Grants of Plan-Based Awards

The following table sets forth the plan-based equity and cash awards that were granted to our NEOs during fiscal 2023. We granted the following types of awards in fiscal 2023: annual incentive-based cash awards (STIP); LTIP equity awards in the form of performance-based awards; and LTIP equity awards in the form of service-based awards.

Name	Grant Date	Estimated Future Payouts Under Non-Equity Incentive Plan Awards			Estimated Future Payouts Under Equity Incentive Plan Awards			All Other Stock Awards: Number of Shares or Stock Units (#)	Grant Date Fair Value of Stock and Option Awards ^(d) (\$)
		Threshold (\$)	Target (\$)	Maximum (\$)	Threshold (#)	Target (#)	Maximum (#)		
Mr. Walker									
STIP ^(a)	10/14/22	—	460,000	920,000	—	—	—	—	—
LTIP shares ^(b)	12/09/22	—	—	—	4,350	8,700	17,400	—	412,554
LTIP shares ^(c)	12/09/22	—	—	—	—	—	—	2,900	137,518
LTIP shares ^(b)	10/14/22	—	—	—	5,978	11,956	23,911	—	562,530
LTIP shares ^(c)	10/14/22	—	—	—	—	—	—	3,986	187,541
Mr. Young									
STIP ^(a)	10/14/22	—	235,000	470,000	—	—	—	—	—
LTIP shares ^(b)	10/14/22	—	—	—	2,790	5,580	11,160	—	262,539
LTIP shares ^(c)	10/14/22	—	—	—	—	—	—	1,860	87,513
Mr. Whitman									
STIP ^(a)	10/14/22	—	200,000	400,000	—	—	—	—	—
LTIP shares ^(b)	11/10/22	—	—	—	7,487	14,974	29,947	—	750,048
LTIP shares ^(c)	11/10/22	—	—	—	—	—	—	4,992	250,049
Mr. Covey									
STIP ^(a)	10/14/22	—	220,000	440,000	—	—	—	—	—
LTIP shares ^(b)	10/14/22	—	—	—	1,754	3,507	7,014	—	165,004
LTIP shares ^(c)	10/14/22	—	—	—	—	—	—	1,169	55,001
Ms. Colosimo									
STIP ^(a)	10/14/22	—	250,000	500,000	—	—	—	—	—
LTIP shares ^(b)	10/14/22	—	—	—	1,970	3,939	7,875	—	187,610
LTIP shares ^(c)	10/14/22	—	—	—	—	—	—	1,313	62,537

- (a) These amounts relate to the STIP cash awards for the annual performance period ending August 31, 2023. The actual payouts made to the NEOs for this program are shown in the “Non-Equity Incentive Plan Compensation” column of the “Fiscal 2023 Summary Compensation Table” above.
- (b) These amounts relate to the LTIP equity awards granted to the NEOs under the Franklin Covey Co. 2022 Omnibus Incentive Plan in the form of performance-based awards, which vest based on the highest rolling four-quarter levels of Qualified Adjusted EBITDA achieved during the measurement period, which ends on August 31, 2025.
- (c) These amounts relate to the LTIP equity awards granted to the NEOs in the form of service-based awards, which are expected to vest on August 31, 2025.
- (d) The amounts reported in the “Grant Date Fair Value of Stock and Option Awards” column for fiscal 2023 represent the aggregate grant date fair values (computed in accordance with ASC Topic 718), based on the probable outcome of any applicable performance conditions, excluding the effect of estimated forfeitures, for the awards granted to NEOs as LTIP awards. For the performance-based awards, the fair value on the grant date was based on the assumption that the target award would most likely vest to participants.

Outstanding Equity Awards at Fiscal 2023 Year-End

The following equity awards granted to our NEOs were outstanding as of August 31, 2023.

Name	Grant Date	Option Awards			Other Stock Awards			Equity Incentive Plan Awards: Market or Payout Value of Unearned Shares, Units, or Other Rights That Have Not Vested (\$) ^(f)
		Number of Securities Underlying Unexercised Options (#) Exercisable	Option Exercise Price (\$)	Option Expiration Date	Number of Shares or Units of Stock That Have Not Vested (#)	Market Value of Shares or Units of Stock That Have Not Vested (\$) ^(f)	Equity Incentive Plan Awards: Number of Unearned Shares, Units, or Other Rights That Have Not Vested (#)	
Mr. Walker	12/09/22 ^(a)	—	—	—	—	—	17,398	742,373
	12/09/22 ^(b)	—	—	—	2,900	123,743	—	—
	10/14/22 ^(a)	—	—	—	—	—	23,911	1,020,282
	10/14/22 ^(b)	—	—	—	3,986	170,083	—	—
	02/04/22 ^(c)	—	—	—	—	—	27,446	1,171,121
	02/04/22 ^(d)	—	—	—	4,575	195,215	—	—
	10/18/19 ^(e)	—	—	—	—	—	14,699	627,206
Mr. Young	10/14/22 ^(a)	—	—	—	—	—	11,159	476,155
	10/14/22 ^(b)	—	—	—	1,860	79,366	—	—
	02/04/22 ^(c)	—	—	—	—	—	12,809	546,560
	02/04/22 ^(d)	—	—	—	2,135	91,100	—	—
	10/18/19 ^(e)	—	—	—	—	—	14,699	627,206
Mr. Whitman	11/10/22 ^(a)	—	—	—	—	—	29,947	1,277,838
	11/10/22 ^(b)	—	—	—	4,992	213,009	—	—
	02/04/22 ^(c)	—	—	—	—	—	36,595	1,561,509
	02/04/22 ^(d)	—	—	—	6,100	260,287	—	—
	10/18/19 ^(e)	—	—	—	—	—	48,293	2,060,662
Mr. Covey	10/14/22 ^(a)	—	—	—	—	—	7,014	299,287
	10/14/22 ^(b)	—	—	—	1,169	49,881	—	—
	02/04/22 ^(c)	—	—	—	—	—	8,051	343,536
	02/04/22 ^(d)	—	—	—	1,342	57,263	—	—
	10/18/19 ^(e)	—	—	—	—	—	8,400	358,428
Ms. Colosimo	10/14/22 ^(a)	—	—	—	—	—	7,875	336,026
	10/14/22 ^(b)	—	—	—	1,438	61,359	—	—
	02/04/22 ^(c)	—	—	—	—	—	7,319	312,302
	02/04/22 ^(d)	—	—	—	1,220	52,057	—	—
	10/18/19 ^(e)	—	—	—	—	—	1,890	80,646

(a) These awards are LTIP awards granted in the form of performance-based awards in fiscal 2023. Amounts in this table with respect to the fiscal 2023 grant reflect an estimated payout of a number of shares based on the maximum level of achievement with respect to the applicable performance metrics, as performance through August 31, 2023, was above the target performance level. The vesting requirements and general terms of these awards are described in the preceding Compensation Discussion and Analysis.

(b) These awards are LTIP awards granted in the form of time-based, or service-based, awards in fiscal 2023, which are expected to vest on August 31, 2025. The vesting conditions and general terms for this award are described in the preceding Compensation Discussion and Analysis.

(c) These awards are LTIP awards granted in the form of performance-based awards in fiscal 2022. Amounts in this table with respect to the fiscal 2022 grant reflect an estimated payout of a number of shares based on the maximum level of achievement with respect to the applicable performance metrics, as performance through August 31, 2023, was above the target performance level. The minimum threshold, target, and maximum award levels for this award are \$42.0 million, \$48.0 million, and \$55.0 million, respectively.

- (d) These awards are LTIP awards granted in the form of time-based, or service-based, awards in fiscal 2022, which are expected to vest on August 31, 2024.
- (e) These awards are LTIP awards granted in the form of performance-based awards in fiscal 2020. Amounts in this table with respect to the fiscal 2020 grant reflect an estimated payout of a number of shares based on the maximum level of achievement with respect to the applicable performance metrics, as performance through August 31, 2023, was above the target performance level. These shares vest based on the achievement of specified levels of Qualified Adjusted EBITDA and Subscription and Related Sales. The original minimum threshold, target, and maximum award levels for the Qualified Adjusted EBITDA tranche were \$40.0 million, \$47.0 million, and \$52.0 million, respectively. The minimum threshold, target, and maximum award levels for the Subscription and Related Sales tranche are \$165.0 million, \$185.0 million, and \$205.0 million, respectively. Due to the impact of the COVID-19 pandemic and uncertainties related to the economic recovery from the pandemic, on October 2, 2020, the Compensation Committee lengthened the service period for the performance-based tranches of the fiscal 2020 LTIP award by two years. The measurement period was extended from August 31, 2022 to August 31, 2024, and the Qualified Adjusted EBITDA thresholds were each increased by \$2.0 million from the amounts described above. There were no changes to the Subscription and Related Sales tranches.
- (f) Values were determined by multiplying the target number of performance awards, or the number of service-based awards, by the closing price per share of the Company's common stock on the NYSE on August 31, 2023 of \$42.67.

Fiscal 2023 Option Exercises and Stock Vested

Name	Option Awards		Other Stock Awards	
	Number of Shares Acquired on Exercise (#)	Value Realized on Exercise (\$)	Number of Shares Acquired on Vesting (#) ^(a)	Value Realized on Vesting (\$) ^(b)
Mr. Walker	—	—	62,340	2,660,048
Mr. Young	—	—	57,935	2,472,086
Mr. Whitman	—	—	190,354	8,122,405
Mr. Covey	—	—	33,107	1,412,676
Ms. Colosimo	—	—	25,097	1,070,889

- (a) On August 31, 2023 the performance-based tranches of the fiscal 2019 LTIP award and the time-based tranche and performance-based tranches of the fiscal 2021 LTIP award vested to the award recipients. The performance-based tranches of these LTIP awards vested at the maximum levels for the respective awards.
- (b) The value realized was determined by multiplying the number of shares acquired upon vesting from the 2019 and 2021 LTIP awards by \$42.67, which was the closing share price of the Company's common stock on August 31, 2023.

Potential Payments Upon Termination or Change-in-Control

Severance Benefits Upon Termination Without Cause

Our NEOs are subject to the same general (non-change-in-control) severance policies as all Franklin Covey associates. Under our severance policy, Company associates, including each of the NEOs, who are terminated involuntarily by the Company without cause receive a lump-sum payment equal to one week's salary for every \$10,000 of their annual total targeted cash compensation. Additionally, we pay COBRA medical and dental premiums for the term of the severance period up to 18 months, as stipulated by COBRA regulations. As a condition of receipt of severance benefits, the NEO must agree to abide by specific non-compete, non-solicitation, and confidentiality requirements. The target total severance payment equals the target annual cash compensation plus target COBRA premiums for the severance period. The amounts below assume that each NEO experienced a qualifying termination of employment on August 31, 2023 (the last business day of fiscal 2023).

Estimated Severance Amounts as of August 31, 2023

Name	Year	Target Total Severance Payment (\$)	Base Salary (\$)	Target Annual STIP (\$)	Target Annual Cash Compensation (\$)	Target Severance Compensation (Excluding COBRA) (\$)	Target COBRA Premiums (\$)
Mr. Walker	2023	2,108,402	575,000	460,000	1,035,000	2,070,000	38,402
Mr. Young	2023	685,292	350,000	235,000	585,000	663,750	21,541
Mr. Whitman	2023	322,297	200,000	200,000	400,000	307,692	14,604
Mr. Covey	2023	611,066	330,000	220,000	550,000	581,730	29,335
Ms. Colosimo	2023	790,814	375,000	250,000	625,000	757,211	33,602

Change-in-Control Severance Benefit

The Company has entered into a change-in-control severance agreement with each NEO. Under the terms of the agreements, upon the occurrence of a change-in-control and a qualifying termination, each NEO is entitled to a lump-sum severance payment equal to one times their current annual total targeted cash compensation, plus reimbursement of premiums to secure medical benefit continuation coverage for a period of one year. The target total severance payment equals the target annual cash compensation plus target COBRA premiums for the severance period. There are no excise tax gross-ups provided under the agreements. In addition, the agreements provide that each NEO is eligible to have immediately vested all awards granted to the NEO that have not yet vested in accordance with their terms in connection with a change-in-control and a qualifying termination.

Change in Control is defined pursuant to the severance agreements as:

- An acquisition by any person of 25% or more of the combined voting power of our outstanding securities, other than a transaction approved by the Board;
- A majority change in the incumbent directors of the Board;
- The consummation of a merger or consolidation in which our shareholders do not own, immediately thereafter, more than 50% or more of the combined voting power of the surviving entity; or
- The complete liquidation or dissolution of the Company or the sale of substantially all of the Company's assets.

Pursuant to the severance agreements, a qualifying termination means the termination of such NEO during the Protection Period without Just Cause or the participant terminates employment for good reason. The Protection Period is defined as the 18 months following a Change in Control.

Just Cause is defined as (i) the individual participates in dishonesty, fraud, misrepresentation, embezzlement, or deliberate injury or attempted injury; (ii) commits any unlawful or criminal activity of a serious nature; (iii) commits any intentional and deliberate material breach of a duty; or (iv) materially breaches any confidentiality or noncompete agreement.

Good Reason is defined as (i) a substantial diminution or change to job responsibilities, (ii) a failure to receive substantially equal compensation and benefits, or (iii) changing the participant's principal place of work by more than 50 miles, (iv) the failure to comply with any deferred compensation or other policy resulting in the establishment of trusts, or (v) the failure to assume the obligations of the severance agreements, in each case unless remediated by the company.

The NEOs may also be eligible for acceleration of unvested equity awards pursuant to the Company's incentive plans in connection with a Change in Control, which is substantially similar to the severance agreements other than that the acquisition of 30% or more of combined voting power rather than 25% is required to trigger a Change in Control under the Company's incentive plans. Any NEO would need to experience a material adverse event in connection with such change in control (e.g., termination without cause, resignation for good reason, death, or disability), unless the Compensation Committee waives the limitation.

The amounts below assume that each NEO incurred a qualifying termination of employment on August 31, 2023.

Estimated Change-in-Control Severance Amounts as of August 31, 2023

Name	Year	Target Total Severance Payment (\$)	Base Salary (\$)	Target Annual STIP (\$)	Target Annual Cash Compensation (\$)	Target COBRA Premiums (\$)
Mr. Walker	2023	1,062,735	575,000	460,000	1,035,000	27,735
Mr. Young	2023	603,986	350,000	235,000	585,000	18,986
Mr. Whitman	2023	418,986	200,000	200,000	400,000	18,986
Mr. Covey	2023	577,735	330,000	220,000	550,000	27,735
Ms. Colosimo	2023	652,735	375,000	250,000	625,000	27,735

Compensation Committee Report

Our Compensation Committee reviewed the Compensation Discussion and Analysis (CD&A), as prepared by management of Franklin Covey, and discussed the CD&A with management of Franklin Covey. Based on the Committee's review and discussions, the Committee recommended to the Board that the CD&A be included in this Proxy Statement and in the Company's Annual Report on Form 10-K for the fiscal year ended August 31, 2023.

Compensation Committee:

Nancy Phillips, Chair
Anne H. Chow
Craig Cuffie

CEO Pay Ratio Disclosure

- The Dodd-Frank Wall Street Reform and Consumer Protection Act requires the Company to disclose the ratio of the CEO's annual total compensation (under the Summary Compensation Table definition) to that of the Company's median employee (excluding the CEO) using the same methodology.
- Our CEO's annual total compensation for fiscal 2023, as disclosed in the Summary Compensation Table, is \$2,713,247. The annual total compensation for our median employee is \$93,837. The ratio between the CEO's and median employee's annual total compensation as of August 31, 2023, is approximately 29:1.
- To determine the median employee, we prepared a list of our employee population as of June 30, 2023. We included the global employee population (approximately 1,160 employees), whether employed on a full-time, part-time, temporary, or seasonal basis.
- We established a consistently applied compensation measure consisting of total cash paid from July 1, 2022, through June 30, 2023. We annualized compensation for employees hired during that time. Non-U.S. employee compensation was converted to U.S. dollars based on applicable exchange rates as of June 30, 2023.
- We believe that the ratio is a reasonable estimate calculated in a manner consistent with Item 402(u) of SEC Regulation S-K. Given the rule's flexibility, the method the Company used to determine the median employee may be different from its peers, so other companies' CEO pay ratios may not be comparable.

PAY VERSUS PERFORMANCE

Pay Versus Performance Table

The following table sets forth information concerning: (1) the compensation of our Chief Executive Officers (Mr. Walker and Mr. Whitman) and the average compensation for our other Named Executive Officers, both as reported in the Summary Compensation Table and with certain adjustments to reflect the “compensation actually paid” to such individuals, as defined under SEC rules, for each of the fiscal years ended August 31, 2023, 2022 and 2021 and (2) our cumulative total shareholder return (TSR), the cumulative TSR of our selected peer group (S&P 600 Commercial & Professional Services Index TSR), and the Company’s Net Income and Qualified Adjusted EBITDA for the covered years in accordance with SEC rules for each covered fiscal year:

(a)	(b)	(b)	(c)	(c)	(d)	(e)	(f)	(g)	(h)	(i)
Year	Summary Compensation Table Total for Mr. Whitman (\$)	Summary Compensation Table Total for Mr. Walker (\$)	Compensation Actually Paid to Mr. Whitman (\$) ⁽¹⁾	Compensation Actually Paid to Mr. Walker (\$) ⁽¹⁾	Average Summary Compensation Table Total for Non-CEO NEOs (\$) ⁽¹⁾	Average Compensation Actually Paid to Non-CEO NEOs (\$) ⁽¹⁾⁽²⁾	Value of Initial Fixed \$100 Investment Based on:		Net Income (\$000)	Adjusted EBITDA (\$000) ⁽⁴⁾
							Total Shareholder Return (\$)	S&P 600 Commercial & Professional Services Index Total Shareholder Return (\$) ⁽³⁾		
2023	—	2,713,247	—	2,922,337	1,237,806	900,191	216.16	119.32	17,781	48,066
2022	—	2,116,006	—	3,128,299	1,334,483	2,150,488	240.98	118.56	18,430	42,197
2021	2,954,251	—	15,489,154	—	1,140,890	4,072,481	220.21	142.48	13,623	27,958

(1) The following individuals are our Named Executive Officers for each fiscal year:

Year	CEO	Non-CEO NEOs
2023	Paul S. Walker	Stephen D. Young, Robert W. Whitman, M. Sean Covey, and Jennifer C. Colosimo
2022	Paul S. Walker	Stephen D. Young, Robert W. Whitman, M. Sean Covey, and Jennifer C. Colosimo
2021	Robert W. Whitman	Stephen D. Young, Paul S. Walker, M. Sean Covey, and Colleen Dom

(2) Compensation actually paid to our NEOs represents the “Total” compensation reported in the Summary Compensation Table for the applicable fiscal year, adjusted as follows:

Adjustments	2021		2022		2023	
	Mr. Whitman	Average Non-CEO NEOs	Mr. Walker	Average Non-CEO NEOs	Mr. Walker	Average Non-CEO NEOs
Deduction for Amounts Reported under the “Stock Awards” and “Option Awards” Columns in the Summary Compensation Table for Applicable FY	(\$1,150,000)	(\$ 293,750)	(\$ 853,235)	(\$503,441)	(\$1,304,459)	(\$455,075)
Increase based on ASC 718 Fair Value of Awards Granted during Applicable FY that Remain Unvested as of Applicable FY End, determined as of Applicable FY End	\$5,433,750	\$1,295,504	\$1,523,239	\$898,776	\$2,063,393	\$696,929
Increase based on ASC 718 Fair Value of Awards Granted during Applicable FY that Vested during Applicable FY, determined as of Vesting Date	\$ 0	\$ 0	\$ 0	\$ 0	\$ 0	\$ 0

Adjustments	2021		2022		2023	
	Mr. Whitman	Average Non-CEO NEOs	Mr. Walker	Average Non-CEO NEOs	Mr. Walker	Average Non-CEO NEOs
Increase/deduction for Awards Granted during Prior FY that were Outstanding and Unvested as of Applicable FY End, determined based on change in ASC 718 Fair Value from Prior FY End to Applicable FY End	\$ 5,255,106	\$1,259,291	\$ 328,787	\$407,398	(\$244,368)	(\$187,755)
Increase/deduction for Awards Granted during Prior FY that Vested During Applicable FY, determined based on change in ASC 718 Fair Value from Prior FY End to Vesting Date	\$ 2,996,047	\$ 670,547	\$ 13,502	\$ 13,273	(\$305,476)	(\$391,715)
Deduction of ASC 718 Fair Value of Awards Granted during Prior FY that were Forfeited during Applicable FY, determined as of Prior FY End	\$ 0	\$ 0	\$ 0	\$ 0	\$ 0	\$ 0
TOTAL ADJUSTMENTS	\$12,534,903	\$2,931,591	\$1,012,293	\$816,005	\$209,090	(\$337,615)

- (3) Total Shareholder Return is cumulative for the measurement periods beginning on August 31, 2020 and ending on August 31 of each of 2023, 2022 and 2021, respectively, calculated in accordance with Item 201(e) of Regulation S-K. The S&P 600 Commercial & Professional Services Index is the same index we use in our performance graph in the Company's Annual Report on Form 10-K for the year ended August 31, 2023.
- (4) Adjusted EBITDA is a non-GAAP financial measure. For more information on the Company's use of this metric and a reconciliation to GAAP, see "Adjusted EBITDA Reconciliation To Net Income (Loss) in Appendix B of this proxy statement.

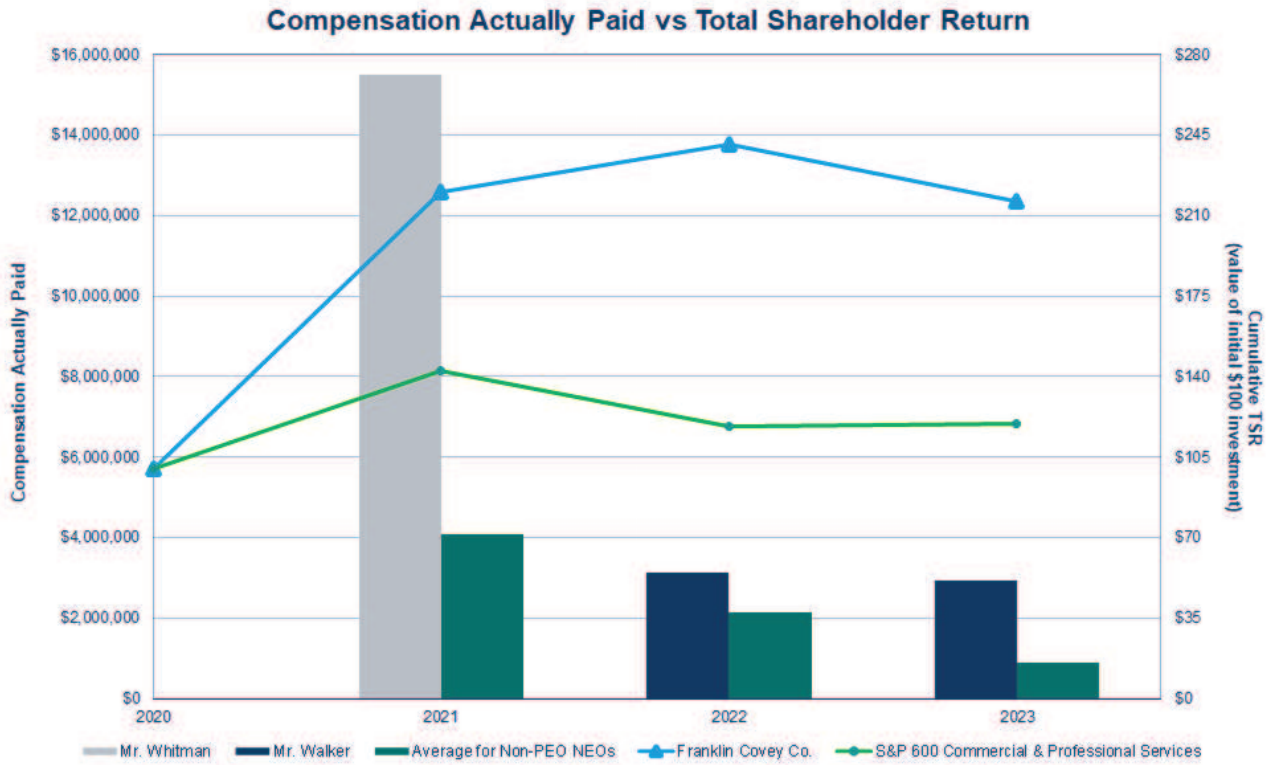
Narrative Disclosure to Pay Versus Performance Table

The line graphs below compare the compensation actually paid to our CEOs and the average of the compensation actually paid to our remaining NEOs with (i) our cumulative TSR and the S&P 600 Commercial & Professional Services Index TSR, (ii) our Net Income, and (iii) our Qualified Adjusted EBITDA, in each case, for the fiscal years ended August 31, 2021, 2022, and 2023.

TSR amounts reported in the graph assume an initial fixed investment of \$100, and that all dividends, if any, were reinvested.

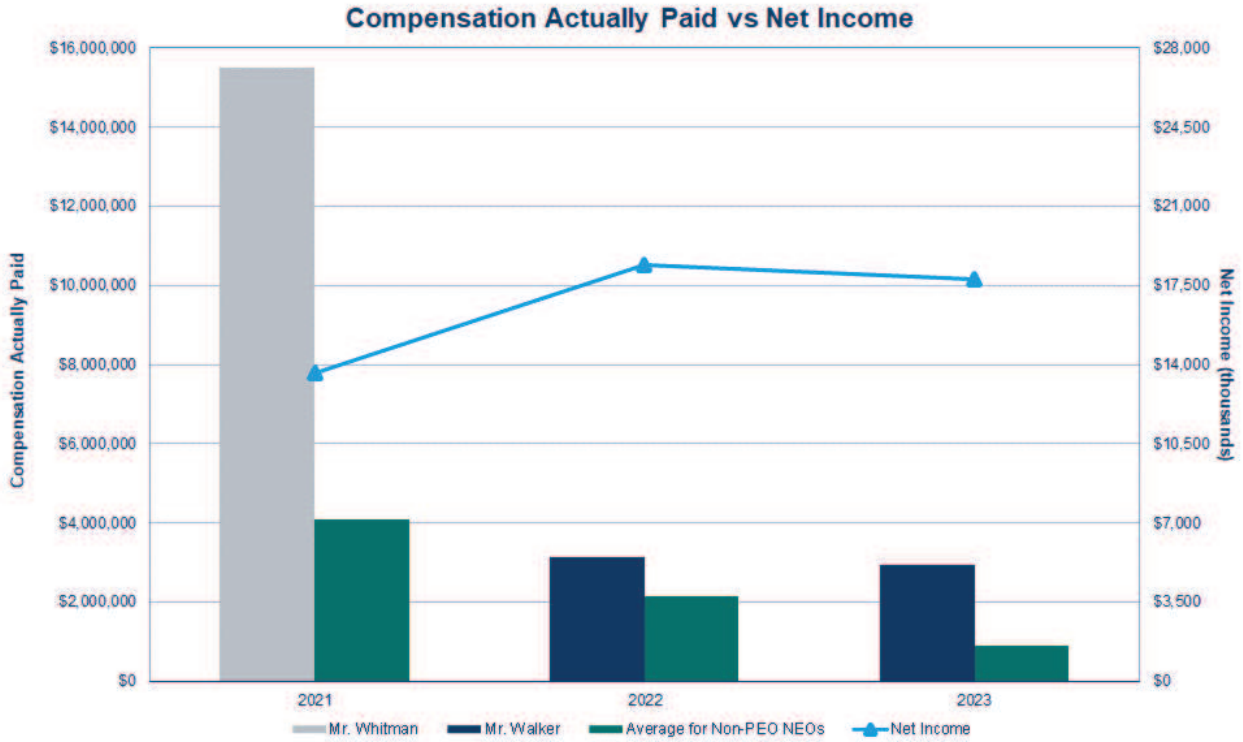
Compensation Actually Paid vs Total Shareholder Return

As shown in the chart below, the CEOs’ and remaining NEOs’ compensation actually paid aligned with the Company’s Total Shareholder Return. When the Company’s stock price increased significantly from the beginning of fiscal 2021 to the end of fiscal 2021, the amount of compensation actually paid was also high. This is primarily due to the Company’s use of equity awards in the LTIP, which increase in value with increases in the Company’s share price, and is consistent with shareholder experience during this time. The chart also compares the Company’s cumulative TSR and the cumulative TSR of the selected peer group and shows we outperformed the peer group during the periods presented.



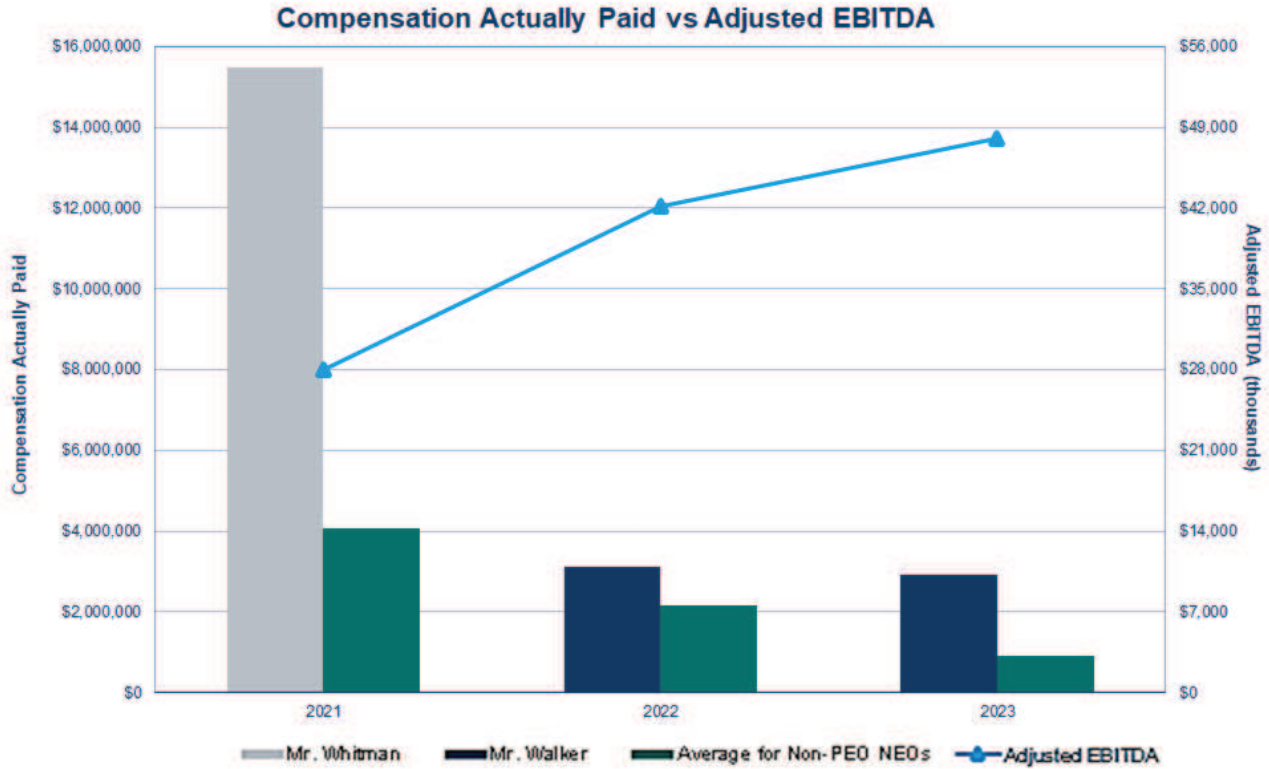
Compensation Actually Paid vs Net Income

The chart below compares the CEOs’ and other NEOs’ compensation actually paid to our net income. Due to the proportion of compensation paid to our CEOs and other NEOs under the Company’s LTIP, which uses equity-based awards, compensation actually paid correlates more closely to our share price than to net income and the Company does not pay specifically based on a net income performance measure.



Compensation Actually Paid vs Qualified Adjusted EBITDA

The chart below compares the CEOs’ and other NEOs’ compensation actually paid to our Qualified Adjusted EBITDA. Qualified Adjusted EBITDA comprises the largest portion of the performance metrics for determining our LTIP and STIP awards, but due to the proportion of compensation paid to our CEOs and other NEOs under the Company’s LTIP, compensation actually paid correlates more closely to our share price than to Qualified Adjusted EBITDA.



Pay Versus Performance Tabular List

The performance measures listed below represent the most important performance measures used by us to link compensation actually paid to our NEOs to performance for the fiscal year ended August 31, 2023 and are described further in our Compensation Discussion and Analysis above.

Qualified Adjusted EBITDA
All Access Pass Revenue
Strategic Measures (revenue retention, etc.)

AUDIT COMMITTEE REPORT

The following is the report of the Audit Committee with respect to our audited financial statements for the fiscal year ended August 31, 2023. The information contained in this report shall not be deemed “soliciting material” or otherwise considered “filed” with the SEC, and such information shall not be incorporated by reference under the Exchange Act except to the extent that we specifically incorporate such information by reference in such filing.

The Audit Committee assists the Board of Directors in fulfilling its responsibility for oversight of the quality and integrity of the accounting, auditing, and reporting practices of the Company. The Audit Committee is comprised entirely of independent directors and operates in accordance with a written charter, which was adopted by the Board of Directors. A copy of that charter is available on our website at www.franklincovey.com. Each member of the Audit Committee is “independent,” as required by the applicable listing standards of the New York Stock Exchange and the rules of the SEC.

The Audit Committee oversees the Company’s financial reporting process on behalf of the Board of Directors. The Company’s management has primary responsibility for the financial statements and reporting process, including the Company’s internal control over financial reporting. The independent registered public accounting firm is responsible for performing an integrated audit of the Company’s financial statements and internal control over financial reporting in accordance with the auditing standards of the Public Company Accounting Oversight Board.

In fulfilling its oversight responsibilities, the Audit Committee reviewed and discussed with management the audited financial statements to be included in the Annual Report on Form 10-K for the fiscal year ended August 31, 2023. This review included a discussion of the quality and the acceptability of the Company’s financial reporting and system of internal controls, including the clarity of disclosures in the financial statements. The Audit Committee also reviewed and discussed with the Company’s independent registered public accounting firm the audited financial statements of the Company for the fiscal year ended August 31, 2023, their judgments as to the quality and acceptability of the Company’s financial reporting, and such other matters as are required to be discussed by Public Company Accounting Oversight Board standards.

The Audit Committee obtained from the independent registered public accountants a formal written statement describing the auditor’s communications regarding all relationships between the auditors and the Company that might bear on the auditors’ independence consistent with applicable requirements of the Public Company Accounting Oversight Board and discussed with the auditors any relationships that may impact their objectivity and independence, and satisfied itself as to the auditors’ independence. The Audit Committee meets periodically with the independent registered public accounting firm, with and without management present, to discuss the results of the independent registered public accounting firm’s examinations and evaluations of the Company’s internal control and the overall quality of the Company’s financial reporting.

Based upon the review and discussions referred to above, the Audit Committee recommended that the Company’s audited financial statements be included in the Company’s Annual Report on Form 10-K for the fiscal year ended August 31, 2023, for filing with the SEC.

Date: October 31, 2023

Donald J. McNamara, Chairman
Craig Cuffie
Efrain Rivera
Derek C.M. van Bever

OVERVIEW OF PROPOSALS

This Proxy Statement includes four proposals requiring shareholder action. Proposal No. 1 requests the election of nine directors to the Board of Directors. Proposal No. 2 requests an advisory vote on executive compensation. Proposal No. 3 requests an advisory vote on the frequency of “say on pay votes” for our executive compensation. Proposal No. 4 requests the ratification of Deloitte & Touche LLP as our independent registered public accounting firm for fiscal 2024. Each of these proposals is discussed in more detail in the pages that follow.

PROPOSAL NO. 1

Election of Directors

At the Annual Meeting, nine directors are to be elected to serve until the next annual meeting of shareholders or until their successors shall be duly elected and qualified. Our director nominees have a great diversity of experience and bring to our Board a wide variety of skills, qualifications, and viewpoints that strengthen their ability to carry out their oversight role on behalf of our shareholders. They have developed their skills and gained experience across a broad range of industries and disciplines in both established and growth markets. The biographies contained in the section of this Proxy Statement entitled, “Nominees for Election to the Board of Directors” describe the many areas of individual expertise that each director nominee brings to our board.

Unless the shareholder indicates otherwise, each proxy will be voted in favor of the nine nominees listed below. Each of the nominees is currently serving as a director of the Company. If any of the nominees should be unavailable to serve, which is not now anticipated, the proxies solicited hereby will be voted for such other persons as shall be designated by the present Board of Directors.

Vote Required

The nine nominees receiving the highest number of affirmative votes of the shares entitled to be voted for them, up to the nine directors to be elected by those shares, will be elected as directors to serve until the next annual meeting of shareholders or until their successors are duly elected and qualified. Abstentions and broker non-votes will have no effect on the election of directors.

Pursuant to the Company’s bylaws, any nominee for director who receives a greater number of votes “withheld” or “against” from their election than votes “for” their election shall immediately offer to tender their resignation following certification of such shareholder vote. The Nominating Committee shall promptly consider the director’s resignation offer and make a recommendation to the Board of Directors on whether to accept or reject the offer. The Board of Directors shall act on the recommendation of the Nominating Committee and publicly disclose its decision within 90 days following certification of the shareholder vote.

Recommendation of the Board

The Board of Directors recommends that shareholders vote FOR the election of Anne H. Chow, Craig Cuffie, Donald J. McNamara, Joel C. Peterson, Nancy Phillips, Efrain Rivera, Derek C.M. van Bever, Paul S. Walker, and Robert A. Whitman.

PROPOSAL NO. 2

Advisory Vote on Executive Compensation

In accordance with the requirements of Section 14A of the Exchange Act and the related rules of the SEC, the Company is providing its shareholders with the opportunity to cast an advisory vote on executive compensation as described below. We believe that it is appropriate to seek the views of shareholders on the design and effectiveness of our executive compensation program.

The overall goal of our executive compensation program is to attract, motivate, and retain a talented and creative team of executives who will provide leadership for our success in dynamic and competitive markets. The Company seeks to accomplish this goal in a way that rewards performance and that is aligned with shareholders' long-term interests. We believe that our executive compensation program, which utilizes both short-term cash awards and long-term equity awards, satisfies this goal and is strongly aligned with the long-term interest of our shareholders.

The Compensation Discussion and Analysis, as presented within this Proxy Statement, describe the Company's executive compensation program, the decisions made by the Compensation Committee, and the relation of our compensation plans to performance during fiscal 2023 in more detail. We believe that the compensation program for the Named Executive Officers is instrumental in helping the Company achieve its financial goals. Please refer to the information contained in the Compensation Discussion and Analysis as you consider this proposal.

We are asking the shareholders to vote on the following resolution:

RESOLVED, that the shareholders hereby approve the compensation of the Company's Named Executive Officers, as disclosed in this Proxy Statement pursuant to Item 402 of Regulation S-K, including the Compensation Discussion and Analysis, compensation tables, and narrative disclosure.

As an advisory vote, this proposal is not binding upon the Company. However, the Compensation Committee, which is responsible for designing and administering our executive compensation program, values the opinions expressed by shareholders in their vote on this proposal and will consider the outcome of the vote when making future compensation decisions for the Named Executive Officers. We currently intend to include a shareholder advisory vote on our executive compensation program each year at our annual meeting of shareholders.

Vote Required

Approval of Proposal No. 2 requires that the number of votes cast in favor of the proposal exceeds the number of votes cast in opposition. Abstentions and broker non-votes will not have any effect on the outcome of this proposal.

Recommendation of the Board

The Board recommends that shareholders vote FOR Proposal No. 2.

PROPOSAL NO. 3

Advisory Vote on the Frequency of Advisory Votes on Executive Compensation

As described in Proposal No. 2 above, our shareholders are being provided with the opportunity to cast an advisory vote on the Company's executive compensation program. The advisory vote on executive compensation described in Proposal No. 2 is commonly referred to as a "say-on-pay vote."

Proposal No. 3 provides our shareholders with the opportunity to cast an advisory vote on how often the Company should include a say-on-pay vote in its proxy materials for future annual shareholder meetings (or a special shareholder meeting for which we must include executive compensation information for that meeting). Under this Proposal No. 3, shareholders may vote to have the say-on-pay vote every year, every two years, every three years, or they may abstain.

We believe that say-on-pay votes should be conducted every year so that shareholders may annually express their views on our executive compensation program. Although this frequency vote is non-binding, the Compensation Committee, which administers our executive compensation program, values the opinions expressed by shareholders and will consider the outcome of these votes in making its decisions on the frequency of future advisory votes on executive compensation in the future.

Vote Required

The option of "one year," "two years," or "three years" which receives the highest number of votes will be the option recommended by the shareholders. Abstentions and broker non-votes will not have any effect on the outcome of this approval.

Recommendation of the Board

The Board recommends that shareholders vote on Proposal No. 3 to hold say-on-pay votes at intervals of ONE YEAR (as opposed to every two years or every three years).

PROPOSAL NO. 4

Ratification of Appointment of Independent Registered Public Accounting Firm

The Audit Committee has selected the independent registered public accounting firm Deloitte & Touche LLP to audit our financial statements for fiscal 2024. Deloitte began serving as our independent registered public accounting firm in the third quarter of fiscal 2016. In making its selection, the Audit Committee took into account:

- Deloitte’s knowledge of the Company’s business allows it to design and enhance its audit plan by focusing on known and emerging risks, which creates efficiency and controls cost through iteration.
- Deloitte has a global footprint and the expertise and capabilities necessary to handle the breadth and complexity of our international business, accounting practices, and internal controls.
- Deloitte generally attends each Audit Committee meeting and meets regularly in closed door sessions with our Audit Committee so they can provide timely and candid feedback to the Committee regarding accounting and control issues which may impact the Company.
- Deloitte is an independent public accounting firm and is subject to oversight and inspection by the United States Public Company Accounting Oversight Board (PCAOB), Big 4 peer reviews, and SEC regulations. The results of these reviews are communicated to the Audit Committee.
- Deloitte has significant policies and procedures in place to maintain its continued independence, including mandatory lead audit partner rotation to balance fresh perspectives with the benefits of having a tenured auditor with institutional knowledge.

The members of our Audit Committee believe that the continued retention of Deloitte as our independent registered public accounting firm is in the best interests of our Company and our shareholders.

Principal Accountant Fees

The following table shows the fees accrued or paid to our independent registered public accounting firm for the fiscal years ended August 31, 2023 and 2022:

	Fiscal 2023	Fiscal 2022
Audit Fees ⁽¹⁾	\$ 751,896	\$ 698,134
Audit-Related Fees ⁽²⁾	—	20,000
Tax Fees ⁽³⁾	296,947	391,479
All Other Fees ⁽⁴⁾	—	—
	\$1,048,843	\$1,109,613

(1) Audit fees represent fees and expenses for professional services provided in connection with the audit of our consolidated financial statements and the effectiveness of internal controls over financial reporting found in the Annual Report on Form 10-K and reviews of our financial statements contained in Quarterly Reports on Form 10-Q, accounting consultations on actual transactions, and audit services provided in connection with other statutory filings.

(2) Audit-Related Fees consist of fees for services related to registration statements and other transactions.

(3) Tax Fees consisted primarily of fees and expenses for services related to tax compliance, tax planning, and tax consulting.

(4) Deloitte did not provide any “other services” during the periods presented.

The Audit Committee pre-approves all services to be performed by our independent registered public accountants and subsequently reviews the actual fees and expenses paid to them. All of the audit-related services and tax services provided by our independent registered public accounting firm during the fiscal years ended August 31, 2023 and 2022 were pre-approved by the Audit Committee. The Audit Committee has determined that the fees paid for non-audit services are compatible with maintaining independence as our independent registered public accountants.

The Board of Directors anticipates that one or more representatives of Deloitte will be present at the Annual Meeting, will have the opportunity to make a statement if they desire to do so, and will be available to respond to appropriate questions.

Vote Required

The ratification of the appointment of Deloitte & Touche LLP as our independent registered public accountants requires that the number of votes cast in favor of the proposal exceeds the number of votes cast in opposition. Abstentions and broker non-votes will not have any effect on the outcome of this proposal.

Board Recommendation

The Board recommends that shareholders vote FOR the appointment of Deloitte & Touche LLP as the Company's independent registered public accountants.

OTHER MATTERS

As of the date of this Proxy Statement, the Board of Directors knows of no other matters to be presented for action at the meeting. However, if any further business should properly come before the meeting, the persons named as proxies in the accompanying form of proxy will vote on such business in accordance with their best judgment.

PROPOSALS OF SHAREHOLDERS

Requirements for Shareholder Proposals to be Considered for Inclusion in Our Proxy Materials

Shareholders may present proposals for inclusion in our proxy statement and form of proxy for the annual meeting of shareholders to be held in calendar year 2025, provided that such proposals must be received by us, at our executive offices (2200 West Parkway Boulevard, Salt Lake City, Utah 84119-2331) no later than August 20, 2024, provided that this date may be changed in the event that the date of the annual meeting of shareholders to be held in calendar year 2025 is changed by more than 30 days from the date of the annual meeting of shareholders to be held in calendar year 2024. Such proposals must also comply with the requirements as to form and substance established by the SEC if such proposals are to be included in our proxy statement and form of proxy.

Requirements for Shareholder Proposals to be Brought Before the Annual Meeting

Our bylaws provide that, except in the case of proposals made in accordance with Rule 14a-8, for shareholder nominations to the Board of Directors or other proposals to be considered at an annual meeting of shareholders, the shareholder must have given timely notice thereof in writing to the Secretary of Franklin Covey not less than 60 nor more than 90 calendar days prior to the one year anniversary of the date of the immediately preceding annual meeting. To be timely for the annual meeting of shareholders to be held in calendar year 2025, a shareholder's notice must be delivered or mailed to, and received by, our Secretary at our executive offices (2200 West Parkway Boulevard, Salt Lake City, Utah 84119-2331) between October 21, 2024 and November 20, 2024. However, in the event that the annual meeting is called for a date that is not within 30 calendar days of the anniversary of the date on which the immediately preceding annual meeting of shareholders was called, to be timely, notice by the shareholder must be so received not earlier than the close of business on the 90th day prior to such annual meeting and not later than the close of business on the later of either (i) the 60th day prior to such annual meeting, or (ii) the close of business on the tenth day following the day on which notice of the date of the meeting was mailed or public disclosure of the date of the meeting was made by the Company, whichever occurs first. In no event will the public announcement of an adjournment of an annual meeting of shareholders commence a new time period for the giving of a shareholder's notice as provided above. A shareholder's notice to our Secretary must set forth the information required by our bylaws with respect to each matter the shareholder proposes to bring before the annual meeting.

Universal Proxy Rules

To comply with the universal proxy rules, stockholders who intend to solicit proxies in support of director nominees other than the Company's nominees must provide notice that sets forth the information required by Rule 14a-19 under the Exchange Act no later than 60 calendar days prior to the anniversary of the previous year's annual meeting, which will be November 20, 2024 (except that, if the date of the meeting has changed by more than 30 days from the previous year, then notice must be provided by the later of 60 days prior to the date of the annual meeting or the 10th day following the day on which public announcement of the date of the annual meeting is first made by the Company).

WHERE YOU CAN FIND MORE INFORMATION

We file annual, quarterly, and current reports, proxy statements and other information with the SEC. These filings are also available to the public from the SEC's web site at <http://www.sec.gov>.

We will provide without charge to any person from whom a Proxy is solicited by the Board of Directors, upon the written request of such person, a copy of our 2023 Annual Report on Form 10-K, including the financial statements and schedules thereto (as well as exhibits thereto, if specifically requested), required to be filed with the Securities and Exchange Commission. Written requests for such information should be directed to Franklin Covey Co., Investor Relations Department, 2200 West Parkway Boulevard, Salt Lake City, Utah 84119-2331, Attn: Mr. Stephen D. Young.

You should rely only on the information contained in this Proxy Statement. We have not authorized anyone to provide you with information different from that contained in this Proxy Statement. The information contained in this Proxy Statement is accurate only as of the date of this Proxy Statement, regardless of the time of delivery of this Proxy Statement.

DIRECTIONS TO THE ANNUAL MEETING

Directions to Sundance Mountain Resort from SLC Airport/North

- ◆ Exit the Airport heading South to I-80 East
- ◆ Turn Right on I-215 South
- ◆ Merge onto I-15 South towards Provo/Las Vegas
- ◆ Continue on I-15 South to Exit 272 (800 North in Orem) and turn left to head East
- ◆ Continue on 800 North through Orem and stay in the left lane until 800 North merges into Highway 189 at the entrance to the canyon
- ◆ Continue on Hwy 189 East for approximately 7 miles to Route 92 and turn left
- ◆ Sundance Mountain Resort is 2 miles up the canyon
- ◆ The Rehearsal Hall is approximately 100 yards from the main ticket office

Directions to Sundance Mountain Resort from Provo/South

- ◆ Take I-15 North toward Salt Lake City
- ◆ Continue on I-15 North to Exit 272 (800 North in Orem) and turn right to head East
- ◆ Continue on 800 North through Orem and stay in the left lane until 800 North merges into Highway 189 at the entrance to the canyon
- ◆ Continue on Hwy 189 East for approximately 7 miles to Route 92 and turn left
- ◆ Sundance Mountain Resort is 2 miles up the canyon
- ◆ The Rehearsal Hall is approximately 100 yards from the main ticket office

If you need further assistance or additional directions, please call our receptionist at (801) 817-1776.

Appendix A**FRANKLIN COVEY CO.****INCENTIVE COMPENSATION RECOVERY POLICY****1. Introduction.**

The Board of Directors of Franklin Covey Co. (the Company) believes that it is in the best interests of the Company and its shareholders to create and maintain a culture that emphasizes integrity and accountability, and that reinforces the Company's compensation philosophy. The Board has therefore adopted this policy, which provides for the recovery of erroneously awarded incentive compensation in the event that the Company is required to prepare an accounting restatement due to material noncompliance with any financial reporting requirements under the federal securities laws, including errors in the application of accounting principles generally accepted in the United States (the Policy). This Policy is designed to comply with Section 10D of the Securities Exchange Act of 1934, as amended (the Exchange Act), related rules and the listing standards of the New York Stock Exchange (the NYSE), or any other securities exchange on which the Company's shares are listed in the future.

2. Administration.

This Policy shall be administered by the Board or, if so designated by the Board, the Organization and Compensation Committee (the Committee), in which case, all references herein to the Board shall be deemed references to the Committee. Any determinations made by the Board shall be final and binding on all affected individuals.

3. Covered Executives.

Unless and until the Board determines otherwise, for purposes of this Policy, the term "Covered Executive" means a current or former employee who is or was identified by the Company as the Company's president, principal financial officer, principal accounting officer (or if there is no such accounting officer, the controller and vice president of global accounting), any vice-president of the Company in charge of a principal business unit, division, or function (such as sales, administration, or finance), any other officer who performs a policy-making function, or any other person (including any executive officer of the Company's subsidiaries or affiliates) who performs similar policy-making functions for the Company. "Policy-making function" excludes policy-making functions that are not significant to the Company's operations. "Covered Executives" will include, at minimum, the executive officers identified by the Company pursuant to Item 401(b) of Regulation S-K of the Exchange Act. For the avoidance of doubt, "Covered Executives" will include at least the following Company officers: the Chief Executive Officer, President, Chief Financial Officer, Chief Accounting Officer, President of the Enterprise Division, President of the Education Division, Chief People Officer, and Chief Operations Officer.

This Policy covers Incentive Compensation received by a person after beginning service as a Covered Executive and who served as a Covered Executive at any time during the performance period for that Incentive Compensation.

4. Recovery: Accounting Restatement.

In the event of an Accounting Restatement, the Company will recover reasonably promptly any excess Incentive Compensation received by any Covered Executive during the three completed fiscal years immediately preceding the date on which the Company is required to prepare an Accounting Restatement, including transition periods resulting from a change in the Company's fiscal year as provided in Rule 10D-1 of the Exchange Act. Incentive Compensation is deemed "received" in the Company's fiscal period during which the Financial Reporting Measure specified in the Incentive Compensation award is attained, even if the payment or grant of the Incentive Compensation occurs after the end of that period.

(a) Definition of Accounting Restatement.

For the purposes of this Policy, an "Accounting Restatement" means the Company is required to prepare an accounting restatement of its financial statements filed with the Securities and Exchange Commission (the SEC) due to the Company's material noncompliance with any financial reporting requirements under

the federal securities laws (including any required accounting restatement to correct an error in previously issued financial statements that is material to the previously issued financial statements, or that would result in a material misstatement if the error were corrected in the current period or left uncorrected in the current period).

The determination of the time when the Company is required to prepare an Accounting Restatement shall be made in accordance with applicable SEC and NYSE rules and regulations.

An Accounting Restatement does not include situations in which financial statement changes did not result from material non-compliance with financial reporting requirements, such as, but not limited to retrospective: (i) application of a change in accounting principles; (ii) revision to reportable segment information due to a change in the structure of the Company's internal organization; (iii) reclassification due to a discontinued operation; (iv) application of a change in reporting entity, such as from a reorganization of entities under common control; (v) adjustment to provision amounts in connection with a prior business combination; and (vi) revision for stock splits, stock dividends, reverse stock splits or other changes in capital structure.

(b) Definition of Incentive Compensation.

For purposes of this Policy, "Incentive Compensation" means any compensation that is granted, earned, or vested based wholly or in part upon the attainment of a Financial Reporting Measure, including, for example, bonuses or awards under the Company's short and long-term incentive plans, grants and awards under the Company's equity incentive plans, and contributions of such bonuses or awards to the Company's deferred compensation plans or other employee benefit plans. Incentive Compensation does not include awards which are granted, earned, and vested without regard to attainment of Financial Reporting Measures, such as time-vesting awards, discretionary awards, and awards based wholly on subjective standards, strategic measures, or operational measures.

(c) Financial Reporting Measures.

"Financial Reporting Measures" are those that are determined and presented in accordance with the accounting principles used in preparing the Company's financial statements (including non-GAAP financial measures) and any measures derived wholly or in part from such financial measures. For the avoidance of doubt, Financial Reporting Measures include stock price, performance ratios, and total shareholder return. A measure need not be presented within the financial statements or included in a filing with the SEC to constitute a Financial Reporting Measure for purposes of this Policy.

(d) Excess Incentive Compensation: Amount Subject to Recovery.

The amount(s) to be recovered from the Covered Executive will be the amount(s) by which the Covered Executive's Incentive Compensation for the relevant period(s) exceeded the amount(s) that the Covered Executive otherwise would have received had such Incentive Compensation been determined based on the restated amounts contained in the Accounting Restatement. All amounts shall be computed without regard to taxes paid.

For Incentive Compensation based on Financial Reporting Measures such as stock price or total shareholder return, where the amount of excess compensation is not subject to mathematical recalculation directly from the information in an Accounting Restatement, the Board will calculate the amount to be reimbursed based on a reasonable estimate of the effect of the Accounting Restatement on such Financial Reporting Measure upon which the Incentive Compensation was received. The Company will maintain documentation of that reasonable estimate and will provide such documentation to the applicable national securities exchange.

(e) Method of Recovery.

The Board will determine, in its sole discretion, the method(s) for recovering reasonably promptly excess Incentive Compensation hereunder. Such methods may include, without limitation:

- (i) requiring reimbursement of compensation previously paid;
- (ii) forfeiting any compensation contribution made under the Company's deferred compensation plans, as well as any matching amounts and earnings thereon;
- (iii) offsetting the recovered amount from any compensation that the Covered Executive may earn or be awarded in the future (including, for the avoidance of doubt, recovering amounts earned or awarded in the future to such individual equal to compensation paid or deferred into tax-qualified plans or plans subject to the Employee Retirement Income Security Act of 1974 (collectively, Exempt Plans); *provided that*, no such recovery will be made from amounts held in any Exempt Plan of the Company);
- (iv) taking any other remedial and recovery action permitted by law, as determined by the Board; or
- (v) some combination of the foregoing.

5. Recovery: Detrimental Conduct.

In the event the Board makes a good faith determination that a Covered Executive or other Key Employee has engaged in Detrimental Conduct, then the Company may recover all or a portion of their Incentive Compensation, or benefits in which they have become vested under the terms of the Company's Deferred Compensation Plan.

The term Key Employee includes a Covered Executive and member of the Company's Executive Team.

The term "Detrimental Conduct" means any of the following in relation to the Covered Executive or other Key Employee:

- (a) their deliberate and continued failure substantially to perform their duties and responsibilities, which failure has had an adverse effect on the Company;
- (b) their knowing and willful violation of any law, government regulation, the Company Code of Conduct or Company policy;
- (c) their act of fraud or dishonesty resulting, or intended to result in, their personal enrichment at the expense of the Company; or
- (d) their gross misconduct in performance of their duties that results in economic harm to the Company.

6. No Indemnification or Advance.

Subject to applicable law, the Company shall not indemnify, including by paying or reimbursing for premiums for any insurance policy covering any potential losses, any Covered Executives against the loss of any erroneously awarded Incentive Compensation, nor shall the Company advance any costs or expenses to any Covered Executives in connection with any action to recover excess Incentive Compensation.

7. Interpretation.

The Board is authorized to interpret and construe this Policy and to make all determinations necessary, appropriate or advisable for the administration of this Policy. It is intended that this Policy be interpreted in a manner that is consistent with the requirements of Section 10D of the Exchange Act and any applicable rules or standards adopted by the SEC or any national securities exchange on which the Company's securities are listed.

8. Effective Date.

The effective date of this Policy is October 2, 2023 (the Policy Effective Date). This Policy applies to Incentive Compensation received by Covered Executives on or after the Policy Effective Date that results from attainment of a Financial Reporting Measure based on or derived from financial information for any fiscal period ending on or after the Effective Date. Without limiting the scope or effectiveness of this Policy, Incentive Compensation granted or

received by Covered Executives prior to the Effective Date remains subject to the Company's prior Clawback Policy as described in the Company's 2022 Proxy Statement as filed with the SEC. In addition, this Policy is intended to be and will be incorporated as an essential term and condition of any Incentive Compensation agreement, plan, or program that the Company establishes or maintains on or after the Effective Date.

9. Amendment and Termination.

The Board may amend this Policy from time to time in its discretion and shall amend this Policy as it deems necessary to reflect changes in regulations adopted by the SEC under Section 10D of the Exchange Act and to comply with any rules or standards adopted by the NYSE or any other securities exchange on which the Company's shares are listed in the future.

10. Other Recovery Rights.

The Board intends that this Policy will be applied to the fullest extent of the law. Upon receipt of this Policy, each Covered Executive is required to complete a Receipt and Acknowledgement attached as Schedule A to this Policy. The Board may require that any employment agreement or similar agreement relating to Incentive Compensation received on or after the Effective Date shall, as a condition to the grant of any benefit thereunder, require a Covered Executive to agree to abide by the terms of this Policy. Any right of recovery under this Policy is in addition to, and not in lieu of, any (i) other remedies or rights of compensation recovery that may be available to the Company pursuant to the terms of any similar policy in any employment agreement, or similar agreement relating to Incentive Compensation, unless any such agreement expressly prohibits such right of recovery, and (ii) any other legal remedies available to the Company. The provisions of this Policy are in addition to (and not in lieu of) any rights to repayment the Company may have under Section 304 of the Sarbanes-Oxley Act of 2002 and other applicable laws.

11. Impracticability.

The Company shall recover any excess Incentive Compensation in accordance with this Policy, except to the extent that certain conditions are met and the Board has determined that such recovery would be impracticable, all in accordance with Rule 10D-1 of the Exchange Act and the NYSE or any other securities exchange on which the Company's shares are listed in the future.

12. Successors.

This Policy shall be binding upon and enforceable against all Covered Executives and their beneficiaries, heirs, executors, administrators or other legal representatives.

Schedule A

INCENTIVE-BASED COMPENSATION CLAWBACK POLICY RECEIPT AND ACKNOWLEDGEMENT

I, _____, hereby acknowledge that I have received and read a copy of the Incentive Compensation Recovery Policy. As a condition of my receipt of any Incentive Compensation as defined in the Policy, I hereby agree to the terms of the Policy. I further agree that if recovery of excess Incentive Compensation is required pursuant to the Policy, the Company shall, to the fullest extent permitted by governing laws, require such recovery from me up to the amount by which the Incentive Compensation received by me, and amounts paid or payable pursuant or with respect thereto, constituted excess Incentive Compensation. If any such reimbursement, reduction, cancelation, forfeiture, repurchase, recoupment, offset against future grants or awards and/or other method of recovery does not fully satisfy the amount due, I agree to immediately pay the remaining unpaid balance to the Company.

Signature

Date

Appendix B**ADJUSTED EBITDA RECONCILIATION TO NET INCOME (LOSS)**

We define “Adjusted EBITDA” as net income or (loss) excluding the impact of interest expense, income tax expense, amortization of finite-lived intangible assets, depreciation, share-based compensation expense, adjustments to the fair value of contingent consideration liabilities, and certain other items. The Company references this non-GAAP financial measure in its disclosures and decision making because it provides supplemental information that facilitates consistent internal comparisons to the historical operating performance of prior periods and the Company believes it provides investors with greater transparency to evaluate operational activities and financial results.

Reconciliation of Net Income (Loss) to Adjusted EBITDA

(in thousands and unaudited)

	Fiscal Year Ended August 31,				
	2023	2022	2021	2020	2019
Reconciliation of net income (loss) to Adjusted EBITDA:					
Net income (loss)	\$17,781	\$18,430	\$13,623	\$ (9,435)	\$ (1,023)
Adjustments:					
Interest expense, net	492	1,610	2,026	2,262	2,063
Income tax provision (benefit)	8,088	3,634	(7,548)	10,231	1,615
Amortization	4,342	5,266	5,006	4,606	4,976
Depreciation	4,271	4,903	6,190	6,664	6,364
Stock-based compensation	12,520	8,286	8,617	(573)	4,789
Increase (decrease) to the fair value of contingent earn out liabilities	7	68	193	(49)	1,334
Gain from insurance settlement	—	—	(150)	(933)	—
Government COVID-19 assistance	—	—	(299)	(514)	—
Knowledge Capital wind-down costs	—	—	—	389	—
Restructuring costs	565	—	—	1,636	—
Business acquisition costs	—	—	300	—	—
Licensee transition costs	—	—	—	—	488
	\$48,066	\$42,197	\$27,958	\$14,284	\$20,606



Form 10-K

[This page intentionally left blank]

UNITED STATES
SECURITIES AND EXCHANGE COMMISSION
Washington, D.C. 20549

Form 10-K

- ANNUAL REPORT PURSUANT TO SECTION 13 OR 15(d) OF THE SECURITIES EXCHANGE ACT OF 1934 FOR THE FISCAL YEAR ENDED AUGUST 31, 2023
- OR
- TRANSITION REPORT PURSUANT TO SECTION 13 OR 15(d) OF THE SECURITIES EXCHANGE ACT OF 1934 FOR THE TRANSITION PERIOD FROM ___ TO ___



Franklin Covey Co.

(Exact name of registrant as specified in its charter)

Utah	001-11107	87-0401551
(State or other jurisdiction of incorporation or organization)	(Commission File No.)	(IRS Employer Identification No.)

**2200 West Parkway Boulevard
Salt Lake City, Utah 84119-2331**
(Address of principal executive offices, including zip code)

Registrant's telephone number, including area code: (801) 817-1776

Securities registered pursuant to Section 12(b) of the Act:

Title of Each Class	Trading Symbol	Name of Each Exchange on Which Registered
Common Stock, \$.05 Par Value	FC	New York Stock Exchange

Securities registered pursuant to Section 12(g) of the Act:

None

Indicate by check mark if the registrant is a well-known seasoned issuer, as defined in Rule 405 of the Securities Act. Yes No

Indicate by check mark if the registrant is not required to file reports pursuant to Section 13 or Section 15(d) of the Act. Yes No

Indicate by check mark whether the registrant (1) has filed all reports required to be filed by Section 13 or 15(d) of the Securities Exchange Act of 1934 during the preceding 12 months (or for such shorter period that the registrant was required to file such reports), and (2) has been subject to such filing requirements for the past 90 days. Yes No

Indicate by check mark whether the registrant has submitted electronically every Interactive Data File required to be submitted pursuant to Rule 405 of Regulation S-T (§232.405 of this chapter) during the preceding 12 months (or for such shorter period that the registrant was required to submit and post such files). Yes No

Indicate by check mark whether the registrant is a large accelerated filer, an accelerated filer, a non-accelerated filer, a smaller reporting company, or an emerging growth company. See definitions of "large accelerated filer," "accelerated filer," "smaller reporting company," and "emerging growth company" in Rule 12b-2 of the Exchange Act:

Large Accelerated Filer	<input type="checkbox"/>	Accelerated Filer	<input checked="" type="checkbox"/>
Non-accelerated Filer	<input type="checkbox"/>	Smaller Reporting Company	<input type="checkbox"/>
Emerging growth company	<input type="checkbox"/>		

If an emerging growth company, indicate by check mark if the registrant has elected not to use the extended transition period for complying with any new or revised financial accounting standards provided pursuant to Section 13(a) of the Exchange Act.

Indicate by check mark whether the registrant has filed a report on and attestation to its management's assessment of the effectiveness of its internal control over financial reporting under Section 404(b) of the Sarbanes-Oxley Act (15 U.S.C. 7262(b)) by the registered public accounting firm that prepared or issued its audit report.

If securities are registered pursuant to Section 12(b) of the Act, indicate by check mark whether the financial statements of the registrant included in the filing reflect the correction of an error to previously issued financial statements.

Indicate by check mark whether any of those error corrections are restatements that required a recovery analysis of incentive-based compensation received by any of the registrant's executive officers during the relevant recovery period pursuant to §240.10D-1(b).

Indicate by check mark whether the registrant is a shell company (as defined in Rule 12b-2 of the Exchange Act). Yes No

As of February 28, 2023, the aggregate market value of the Registrant's Common Stock held by non-affiliates of the Registrant was approximately \$564.4 million, which was based upon the closing price of \$46.87 per share as reported by the New York Stock Exchange.

As of October 31, 2023, the Registrant had 13,433,388 shares of Common Stock outstanding.

DOCUMENTS INCORPORATED BY REFERENCE

Parts of the Registrant's Definitive Proxy Statement for the Annual Meeting of Shareholders, which is scheduled to be held on January 19, 2024, are incorporated by reference in Part III of this Form 10-K.

[This page intentionally left blank]

Franklin Covey Co.
TABLE OF CONTENTS

PART I		76
Item 1	Business	77
Item 1A	Risk Factors	86
Item 1B	Unresolved Staff Comments	97
Item 2	Properties	97
Item 3	Legal Proceedings	97
Item 4	Mine Safety Disclosures	97
PART II		98
Item 5	Market for the Registrant's Common Equity, Related Shareholder Matters, and Issuer Purchases of Equity Securities	98
Item 6	Reserved	99
Item 7	Management's Discussion and Analysis of Financial Condition and Results of Operations	100
Item 7A	Quantitative and Qualitative Disclosures About Market Risk	117
Item 8	Financial Statements and Supplementary Data	118
	Report of Independent Registered Public Accounting Firm PCAOB ID No. 34	118
Item 9	Changes in and Disagreements With Accountants on Accounting and Financial Disclosure	156
Item 9A	Controls and Procedures	156
Item 9B	Other Information	157
Item 9C	Disclosure Regarding Foreign Jurisdictions that Prevent Inspections	157
PART III		158
Item 10	Directors, Executive Officers and Corporate Governance	158
Item 11	Executive Compensation	158
Item 12	Security Ownership of Certain Beneficial Owners and Management and Related Stockholder Matters	158
Item 13	Certain Relationships and Related Transactions, and Director Independence	159
Item 14	Principal Accountant Fees and Services	159
PART IV		160
Item 15	Exhibits and Financial Statement Schedules	160
Item 16	Form 10-K Summary	162
	Signatures	163

PART I

Disclosure Regarding Forward-Looking Statements

This Annual Report on Form 10-K contains “forward-looking statements” within the meaning of Section 27A of the Securities Act of 1933, as amended (the Securities Act), and Section 21E of the Securities Exchange Act of 1934, as amended (the Exchange Act), and such forward-looking statements involve risks and uncertainties. Statements about future sales, costs, margins, cost savings, foreign currency exchange rates, earnings, earnings per share, cash flows, plans, objectives, expectations, growth, or profitability are forward-looking statements based on management’s estimates, assumptions, and projections. Words such as “could,” “may,” “will,” “should,” “likely,” “anticipates,” “expects,” “intends,” “plans,” “projects,” “believes,” “estimates,” and variations on such words, including similar expressions, are used to identify these forward-looking statements. These forward-looking statements are only predictions, subject to risks and uncertainties, and actual results could differ materially from those discussed in this, and other reports, filed by us with the Securities and Exchange Commission (SEC) and elsewhere. Forward-looking statements are not guarantees of future performance and involve risks, uncertainties, and assumptions that are difficult to predict. Risks, uncertainties, and other factors that might cause such differences, some of which could be material, include, but are not limited to, the factors discussed under the section of this report entitled “Risk Factors.”

Forward-looking statements in this report are based on management’s current views and assumptions regarding future events and speak only as of the date when made. Franklin Covey Co. undertakes no obligation to publicly update or revise any forward-looking statements, whether as a result of new information, future events, or otherwise, except as required by federal securities laws.

In this Annual Report on Form 10-K, unless the context requires otherwise, the terms “the Company,” “Franklin Covey,” “FranklinCovey,” “us,” “we,” and “our” refer to Franklin Covey Co. and its subsidiaries.

ITEM 1. BUSINESS

General Information

Franklin Covey is a global company focused on organizational performance improvement. Our mission is to “enable greatness in people and organizations everywhere,” and our global structure is designed to help individuals and organizations achieve results that require collective behavior change. From the foundational work of Dr. Stephen R. Covey in leadership and personal effectiveness, and Hyrum W. Smith in productivity and time management, we have developed deep expertise that extends to helping organizations and individuals achieve desired results through lasting behavioral change. We believe that our clients are able to utilize our content and offerings to create cultures which include high-performing, collaborative individuals, led by effective, trust building leaders who execute with excellence and deliver measurably improved results for all of their key stakeholders.

The Company was incorporated in 1983 under the laws of the state of Utah, and we merged with the Covey Leadership Center in 1997 to form Franklin Covey Co. Our consolidated net sales for the fiscal year ended August 31, 2023 totaled \$280.5 million and our shares of common stock are traded on the New York Stock Exchange (NYSE) under the ticker symbol “FC.”

Our fiscal year ends on August 31 of each year. Unless otherwise noted, references to fiscal years apply to the 12 months ended August 31 of the specified year.

The Company’s principal executive offices are located at 2200 West Parkway Boulevard, Salt Lake City, Utah 84119-2331, and our telephone number is (801) 817-1776. Our website is www.franklincovey.com.

Franklin Covey Services and Offerings

Our mission is to “enable greatness in people and organizations everywhere,” and we believe that we are experts at solving certain pervasive, intractable problems, each of which requires a change in human behavior. Our services and products are designed to help our clients succeed in four key areas:

1. Develop **exceptional leaders** at every level.
2. Instill **habits of effectiveness** in every individual.
3. Build an **inclusive, high-trust culture**.
4. Use a **common execution framework** to pursue their most important goals.

We believe that when organizations partner with us, their people change behavior—both individually and collectively—in ways that help solve an organization’s most pressing problems and achieve breakthrough results. Lasting behavioral change begins with individuals from the inside out, with how people see themselves and the world around them. These insights translate into how individuals engage and lead others. Our content, which is based on timeless principles of human effectiveness, is designed to help people change both their mindset and behavior.

We seek to combine the best content, delivery and coaching experts, and technology to help our clients achieve results at scale—which may extend across an entire organization. We believe the combination of powerful content, teams of experts, a dynamic behavior change platform, and key metrics can guide leaders and teams through solutions that will deliver exceptional results again and again.

Our services and products are primarily delivered through our subscription offerings, which are comprised of the All Access Pass (AAP), which is primarily sold through our Enterprise Division, and the *Leader in Me* membership, which is designed specifically for our Education Division. We believe the AAP is a revolutionary and innovative way to deliver our content to clients of various sizes, including large, multinational organizations, in a flexible and cost-effective manner. Clients may utilize complete offerings such as *The 7 Habits of Highly Effective People*, *The Four Disciplines of Execution*, *The Speed of Trust*, and *Multipliers*, or use individual concepts from any of our well-known offerings to create a custom solution to fit their organizational or individual training needs. Since the introduction of the All Access Pass, we have developed the role of the Implementation Strategist to provide our clients with the direction necessary to create meaningful impact journeys using our tools and content. An impact journey is a customized plan to utilize our content and offerings on the AAP to drive sustained behavioral change in a manner that

achieves a client's specific goals and provides them with the keys to obtain maximum value from the pass. We have also translated AAP materials into numerous additional languages, which allows the AAP to be used effectively by multinational entities and provides for greater international sales opportunities.

In our Education Division, we offer the *Leader in Me* membership, which provides access to the *Leader in Me* online service, and authorizes use of Franklin Covey's proprietary intellectual property. The *Leader in Me* online service provides access to digital versions of student leadership guides, leadership lessons, illustrated leadership stories, and a variety of other resources to enable an educational institution to effectively implement and utilize the *Leader in Me* program. We believe that the tools and resources available through the *Leader in Me* membership will provide measurable results that are designed to develop student leadership, improve school culture, and increase academic proficiency.

To deliver these services and products, we operate globally with one common brand and a business model designed to enable us to provide clients around the world with the same high level of service. To achieve this high level of service we have sales and support associates in various locations around the United States and Canada, and operate wholly owned subsidiaries that serve clients in Austria, Australia, China, Germany, Ireland, Japan, New Zealand, Switzerland, and the United Kingdom. In foreign locations where we do not have a directly owned office, we may contract with independent licensee partners who deliver our content and provide services in approximately 150 other countries and territories around the world.

Further information about our content and services can be found on our website at www.franklincovey.com. However, the information contained in, or that can be accessed through, our website does not constitute any part of this Annual Report.

Business Development

Our business is currently structured around two divisions, the Enterprise Division and the Education Division. The Enterprise Division consists of our Direct Office and International Licensee segments and is focused on selling our offerings to corporations, governments, not-for-profits, and other related organizations. Franklin Covey offerings delivered through the Enterprise Division are designed to help organizations and individuals achieve their own great purposes through behavior changing content and coaching. Our Education Division is centered around the principles found in the *Leader in Me* and is dedicated to helping educational institutions build cultures that will produce great results, including increased student performance, improved school culture, and increased parental and teacher involvement.

Following the launch of our AAP subscription service and *Leader in Me* membership, we have consistently sought to improve the technology, content, and overall client experience with these offerings. Bob Whitman, our former Chief Executive Officer and current Chairman of our Board of Directors described our commitment to continued development as, "We don't want to fall in love with our current solutions, we want to 'fall in love with problems' and keep working to find solutions that help people make real progress." We believe that continued investments in technology, content, and personnel are key to subscription service renewals and the future growth of our offerings.

In addition to the internal development of our offerings, we have on occasion sought to grow our sales through acquisitions of businesses and content licenses, and opening new international offices. Over the past few years, our growth investment efforts have included the following:

- **Acquisition of Strive Talent, Inc.** – In April 2021 we purchased Strive Talent, Inc. (Strive), a San Francisco-based technology company which has developed and markets an innovative learning deployment platform. The Strive platform enables the seamless integration and deployment of our content, services, technology, and metrics to deliver behavioral impact at scale, primarily through the Company's AAP subscription. During fiscal 2023 we launched the Impact Platform, which integrates our content into the Strive platform and is the new driver of the AAP delivery system. We believe the new Impact Platform will drive sales growth in future periods through an improved client learning experience.
- **Increased Investment in Content and Delivery Platforms** – During fiscal 2023 we significantly increased our investments in content and delivery platforms. In fiscal 2023 we released significant new content related to sales effectiveness and the *Leader in Me*, and launched the new Impact Platform. In fiscal 2024 we expect

to launch new and refreshed *7 Habits of Highly Effective People* and *Speed of Trust* offerings and continue to add new content in our *Leader in Me* membership offering. We believe these continuing investments are critical to our growth and ability to attract and retain clients.

- **Integration of Artificial Intelligence (AI)** – With the rapid rise of AI, we believe there will be an increasing premium on human leadership and interaction to leverage AI in the workplace. We believe these skills will include the ability to set vision, focus teams, serve customers, and communicate effectively with human co-workers and AI interfaces. We are working to leverage the capabilities of AI in our offerings and platforms to improve and customize the learning experience for our clients.
- **Investment in New Client Partners** – On August 31, 2018, we had 214 client partners. Despite the recent employment turmoil, we have increased the number of client partners to 303 at August 31, 2023. We expect to hire additional sales professionals and other client-facing personnel in fiscal 2024 and future periods to provide additional growth opportunities.

We seek to consistently deliver world-class content with the broadest and deepest distribution capabilities through the most flexible content delivery modalities and expect to make additional investments in technology, content, and personnel in fiscal 2024 and in future periods as market conditions allow. These investments may include business acquisitions, the acquisition of license rights, and hiring additional personnel.

Our Associates

We have approximately 1,160 associates worldwide, who are mostly full-time employees. We also utilize independent contractors and temporary personnel to supplement our workforce. None of our associates are represented by a union or collective bargaining agreement, and we have never experienced a material labor interruption due to labor disagreements. For more information regarding our associates refer to the Human Capital Resources disclosures found later in this section.

Our Industry and Clients

According to the *Training* magazine 2023 U.S. Training Industry Survey, the total size of the U.S. training industry is expected to increase slightly over the prior year and is estimated to be \$101.8 billion. As such, we believe that there is ample room for growth and increased market share within our industry. Overall, the training industry is highly fragmented and includes a wide variety of training and service providers of varying sizes. We believe our competitive advantages in this industry stem from our fully integrated principle-centered training offerings, our wide variety of delivery options, and various implementation tools to help organizations and individuals measurably improve their effectiveness.

The training industry is a highly competitive and rapidly changing global marketplace and we compete with a variety of organizations of assorted sizes that offer services comparable with ours. Based upon our annual sales, we believe that we are a significant competitor in the performance skills and education market. Other significant comparative companies that compete with our Enterprise Division include: Development Dimension International, Crucial Learning, Korn Ferry, Udemy Business, GP Strategies, Cornerstone, and LinkedIn Learning, among others. Our Education Division competes with entities such as: 7 Mindsets, Capturing Kids Hearts, Second Step, Responsive Classroom, and Character Strong.

We believe that the principal competitive factors in the industry in which we compete include the following:

- Quality of offerings, services, and solutions
- Skills and capabilities of people who develop and deliver our content
- Innovative training and consulting services combined with effective technology and products
- Ability to add value to client operations
- Reputation and client references
- Pricing
- Global reach and scale
- Branding and name recognition in our marketplace

Given the relative ease of entry into the training market, the number of our competitors could increase, many of whom may imitate existing methods of distribution, or could offer similar content and programs at lower prices. However, we believe that we have several areas of competitive differentiation in our industry. We believe that our competitive advantages include: (1) the quality of our content; (2) the breadth of our delivery options, including the AAP and *Leader in Me* membership; (3) our global reach, which allows truly multinational clients to scale our content uniformly across the globe; and (4) the significant impact which our offerings can have on our clients' organization and results.

We have a relatively broad base of clients, which includes thousands of organizational, governmental, educational, and individual clients in both the United States and in other countries that are served through our directly owned operations. We have thousands of additional organizational clients throughout the world which are served through our global licensee partner network, and we believe that our content, in all its forms, delivers results that encourage strong client loyalty. Our clients are in a broad array of industries and we are not dependent on a single client or industry group. During the periods presented in this report, none of our clients were responsible for more than ten percent of our consolidated revenues.

Our Intellectual Property

Our success has resulted in part from our proprietary content, methodologies, and other intellectual property rights. We seek to protect our intellectual property through a combination of trademarks, copyrights, and confidentiality agreements. We claim rights for nearly 670 trademarks in the United States and foreign countries, and we have obtained registration in the United States and numerous foreign countries for many of our trademarks including *FranklinCovey*, *The 7 Habits of Highly Effective People*, *The 4 Disciplines of Execution*, and *The 7 Habits*. We consider our trademarks and other proprietary rights to be important and material to our business and we regularly review the status of our trademarks and renew them to prevent the trademark protection from lapsing.

We claim over 265 registered copyrights, and own sole or joint copyrights on our books, manuals, text and other printed information provided in our training programs, and other electronic media products, including audio and video media. We may license, rather than sell, facilitator workbooks and other seminar and training materials in order to protect our intellectual property rights therein. We place trademark and copyright notices on our instructional, marketing, and advertising materials. In order to maintain the proprietary nature of our product information, we enter into written confidentiality agreements with certain executives, product developers, sales professionals, training consultants, other employees, and licensees.

Our Products and Sustainability

We offer training materials and related accessories in either digital or paper formats. Our printed training materials are primarily comprised of paper, which we believe is a renewable and sustainable resource. Our training materials are printed on paper which contains at least 30 percent post-consumer (recycled) material and all of our primary printers' paper suppliers are Forest Stewardship Council (FSC) certified. We purchase our training materials and related products from vendors and suppliers located both domestically and internationally, and we are not dependent upon any one vendor for the production of our training and related materials as the raw materials for these products are readily available. Our training materials are primarily warehoused and distributed from an independent warehouse facility located in Des Moines, Iowa.

Seasonality

Our fourth quarter of each fiscal year typically has higher sales and operating income than other fiscal quarters primarily due to increased revenues in our Education Division (when school administrators and faculty have professional development days) and to increased sales that typically occur during that quarter from year-end incentive programs. Overall, training sales are moderately seasonal because of the timing of corporate training, which is not typically scheduled as heavily during holiday and certain vacation periods.

Human Capital Resources

A Culture of Belonging at Franklin Covey

Our mission is to “enable greatness in people and organizations everywhere,” which is also the cornerstone of our culture. We aim to “win” with our associates by realizing the greatness within our FranklinCovey team members through two key strategies: First, strengthening our winning culture by building a brand to attract and retain achievers with heart and creating a more robust and intentional plan to engage our employees in the new world of work. Second, enhance our talent management and build an even higher-performing organization through recruitment and development of associates’ current and future skills and refine our leadership pipeline.

To fulfill that mission and the goal of winning with associates, we must attract, develop, and retain highly qualified associates for each role in the organization. We currently have approximately 1,160 associates worldwide dedicated to providing the best service possible for our clients and each other. Our goal is to have every associate feel they are *a valued member of a winning team doing meaningful work in an environment of trust*. To accomplish this ideal outcome, we continuously focus on attracting, developing, and retaining talent while looking through the lens of diversity, equity, and inclusion in each area.

Providing Focus and Accountability

The first step in accountability for our people strategy comes from the Organization and Compensation Committee of our Board of Directors, which determined to make talent stewardship a standing agenda item at Board committee meetings. The Organization and Compensation Committee is actively involved in helping to determine best practices and implement new and innovative ways to help us continually improve in attracting, developing, and retaining top talent for Franklin Covey.

We have historically attracted “mission-driven” people who care deeply about making a difference in the world. Our approach is designed to ensure accountability for each associate to take responsibility for our mission and culture. Accountability and responsibility are also reinforced through the roles of the Chief People Officer, the Director of Learning, Development, and Inclusion, and our Diversity, Equity, and Inclusion (DEI) Core Council.

In welcoming a new Chief Human Resource Officer, whom we refer to as the Chief People Officer (CPO), we look to strengthen the connection between our strategic intent and tactical systems and processes needed to continue to grow our talent and our organization globally. The CPO oversees our human resource operations, talent management, and learning, development, and inclusion functions.

The purpose of our DEI Core Council is to provide input, insight, feedback, and guidance on our DEI initiatives as we strive to enhance our intent of being the workplace of choice for achievers with heart. This multi-disciplinary council is comprised of approximately 35 associates from across our organization. During fiscal 2023, the DEI Core Council focused on building cultural competence through multiple initiatives, including structured learning circles, a method of action learning, a company-wide book study to create a shared and safe learning environment, and panel discussions led by internal subject matter experts. These experiences allow associates to step out as leaders in topics they are interested in or care about, furthering our culture of belonging and reinforcing our talent pipeline.

The DEI Core Council houses our Mentorship program and a growing number of Employee Resource Groups (ERGs), which are employee-led networks serving historically underinvested and underrepresented associates and allies. They offer safe spaces for people to come together based on a shared interest in a specific dimension of equity and inclusion while actively working to enhance career opportunities, build cultural competence, and foster community within the organization. We believe our ERGs represent and support our diverse workforce, facilitate networking, and foster connections and engagement within the organization.

We currently have eight ERGs, consisting of: Veterans and First Responders, BOLD (Black Originators, Leaders, and Doers), WIN (Women’s International Network), Global Wellness, FC Ability, and LGBTQ+. Our AsPIRE and HOLA! ERGs came online in August of 2023. AsPIRE supports our Asian and Pacific Islander employees and allies while HOLA! creates a safe place for members of the Hispanic diaspora within our organization. The eight ERGs have welcomed more than 100 new member-allies across them during fiscal 2023.

In fiscal 2023, the Mentorship program experienced a 109 percent year-over-year increase in the number of mentees participating in the program. The Mentorship Program is company-wide and is available to all associates. Mentees and mentors are paired based on self-selected areas of interest and ability, giving the partners a great deal of flexibility for how they can best engage with each other for mutual benefit and professional development.

Attracting Talent

Our recruiting and hiring efforts cast a wide net when looking for candidates by partnering with many groups and agencies, including alumni organizations, multiple diversity job boards, diversity career fairs, conferences, the Utah Governor's Committee on Employment of People with Disabilities, and Business Relations, and ElevatHER – an organization designed to promote women in leadership.

This year, our FC Ability ERG, supporting employees and allies living with disabilities, partnered with our Talent Acquisition team to provide resources for employees and managers to further educate them about the need for and availability of the reasonable accommodation resources we can provide. This partnership created an opportunity for the FC Ability ERG to be sought out for their expertise as well as lived experience as members of a protected class.

We remain steadfast in our commitment to recruiting and developing underinvested and underrepresented groups of employees. Women currently constitute 68 percent of our workforce, while the number of women in leadership grew to 54 percent at August 31, 2023 compared with 44 percent at August 31, 2022. Black, Indigenous, and People of Color (BIPOC) associates currently comprise 19 percent of our workforce, which is consistent with the prior year. We continue to make efforts to increase the representation of BIPOC, veterans, women, and individuals with disabilities in our workforce while ensuring that our associate promotions are fair and equitable.

Developing Talent

We believe that building an environment which encourages lifelong learning and development is essential for us to maintain a high level of service and to achieve our goal of having every associate feel they can bring their whole selves to work. We believe Franklin Covey is one of the world's premier training and consulting organizations. We develop and deliver various offerings, including leadership and individual effectiveness, to clients around the globe, and we provide these same world-class offerings to our associates. During an associate's first year, they complete a three-part Company culture orientation, including our *7 Habits of Highly Effective People offering*, which is the cultural operating system for our organization. Our associates have unlimited access to our content and training through the All-Access Pass, where they can experience the exact high-quality solutions available to our clients.

If an associate struggles with reaching their goals or producing the results required of the role, a thoughtful and thorough performance plan is created and implemented by the associate's manager and our CPO. The performance plan is designed to help the associate recalibrate and bring performance up to expectations. Through this transparent coaching process, struggling associates can learn how to improve their performance and become engaged, successful contributors in their roles. We believe this process strengthens our associate base while reducing the cost of finding and training new associates.

Retaining Talent

Talented people are always in high demand, and even more so in an environment where associates are reconsidering if an employer suits their values, and not just their financial concerns. From June 1, 2022, through May 31, 2023, our associate turnover rate in the United States and Canada was 13 percent. As a remote-first employer, we do not face the challenges of the return-to-work debate currently impacting many companies. However, the challenge with remote work comes in terms of relationship-building and engagement. To engage and retain our associates, we believe it is crucial to continually focus on making sure our associates are highly engaged and feel valued. Our leaders highlight, acknowledge, and celebrate associate accomplishments—both personal and professional—while making sure that employees understand that they have easy access to each of their leaders.

Our employee retention practices include holding consistent, compelling one-on-one interviews, where leaders regularly take time to connect with their associates and to understand what is working well for them and what is not. In our 2023 Culture Survey, 82 percent of associates said they had at least one meaningful conversation with their manager in the past year. Though one conversation seems like a low benchmark, these conversations are essential

because they are not performance reviews. Based on having meaningful 1:1 discussions, leaders are encouraged to “clear the path” of those things that may hold the associate back from achieving their full potential. We aim to establish a culture of feedback where feedback for both leaders and associates is a normal and worthwhile part of how work gets done.

Professional and personal development is an essential need for employees, so Learning Development & Inclusion ensures multiple ways for individual contributors and managers to engage with our content, just as our clients do. Our AAP content is organized high-value asynchronous On Demand Microcourses, and facilitator-led courses across six competencies—Leading a Team, Leading Yourself, Communication, Collaboration, Winning Culture, and Achieving Results.

Our compensation plans are reviewed periodically to confirm ongoing pay equity. We provide a generous personal time off benefit as well as a flexible and inclusive holiday schedule, reflecting the diversity of our workforce and the celebration of various cultural and religious affiliations. We also offer 100 percent salary continuance for up to 12 weeks in a rolling 12-month period for qualifying medical leave and provide many other employee-minded benefits.

Our focus on people, not just as human capital but as whole persons, has been a hallmark of FranklinCovey for decades, understanding that people are a company's most valuable asset and that culture is an organization's ultimate competitive advantage.

Information About Our Executive Officers

Effective September 1, 2023, Robert A. Whitman transitioned from his roles as both Executive Chairman and Chairman of the Board to serve solely as our Chairman of the Board of Directors. Mr. Whitman held the role of Executive Chairman from September 1, 2021 through August 31, 2023. On September 1, 2021, Paul S. Walker was appointed President and Chief Executive Officer of Franklin Covey as Robert A. Whitman transitioned from his role as Chief Executive Officer to Executive Chairman and Chairman of the Board of Directors as described above. Unless noted in the biographical information, the remaining executives served in their described roles throughout the fiscal year ended August 31, 2023.

M. Sean Covey, 59, currently serves as President of the Franklin Covey Education Division, and has led the growth of this Division from its infancy to its status today. The Education Division works with thousands of education entities throughout the world in the K-12 and Higher Education markets. Mr. Covey previously ran the Franklin Covey international licensee network and has been an executive officer since September 2008. Sean also served as the Executive Vice President of Innovations from 2003 to 2018, where he led the development of many of our offerings, including the *The 4 Disciplines of Execution* and *The Leader in Me*. Prior to 2006, Sean ran the Franklin Covey retail chain of stores. Previous to Franklin Covey, Sean worked for the Walt Disney Company, Trammel Crow Ventures, and Deloitte & Touche Consulting. Mr. Covey is also a New York Times best-selling author and has authored or coauthored several books, including *The 4 Disciplines of Execution*, *The Leader in Me*, and the international bestseller *The 7 Habits of Highly Effective Teens*. Sean graduated from Brigham Young University with a Bachelor's degree in English and later earned an MBA from Harvard Business School. While at BYU, Sean was the quarterback for the football team where he earned several honors and led his team to two bowl games. Sean is also the founder and Chairman of “Bridle Up Hope,” a global non-profit organization with a mission to inspire hope, confidence, and resilience in young women through equestrian training, life skills development, and service.

Jennifer C. Colosimo, 54, has served as the President of the Enterprise Division since September 2020 and was appointed an executive officer in January 2021. Ms. Colosimo began her career with Andersen Consulting (now Accenture) in 1991 and joined Franklin Covey in 1996 and served in various roles including Client Partner, Delivery Consultant, Chief Operations Officer, and head of the Leadership Practice until 2011. During this time, Jennifer coauthored the book, *Great Work, Great Career* with Dr. Stephen R. Covey. From May 2011 through April 2016, Ms. Colosimo led teams responsible for culture, learning, and corporate social responsibility with DaVita and several private equity-backed organizations. Ms. Colosimo returned to Franklin Covey in April 2016 as the Senior Vice President of Sales and Operations in the United States and Canada. Jennifer sits on the Audit and Finance Committee of the Women's Foundation of Colorado and was a board member of the Girl Scouts of Colorado for

10 years. Ms. Colosimo completed her Bachelor of Science at the University of Utah and received a Master of Science from Purdue University. Jennifer has also completed post-graduate work on Authentic Leadership and Executive Coaching through the Harvard Business School and Columbia University, respectively.

Colleen Dom, 61, was appointed the Executive Vice-President of Operations in September 2013. Ms. Dom began her career with the Company in 1985 and served as the first Client Service Coordinator, providing service and seminar support for some of the Company's very first clients. Prior to her appointment as an Executive Vice President, Ms. Dom served as Vice President of Domestic Operations since 1997 where she had responsibility for the Company's North American operations, including client support, supply chain, and feedback operations. During her time at Franklin Covey Co., Colleen has been instrumental in creating and implementing systems and processes that have supported the Company's strategic objectives and has more than 35 years of experience in client services, sales support, operations, management, and supply chain. Due to her valuable understanding of the Company's global operations, Ms. Dom has been responsible for numerous key assignments that have enhanced client support, optimized operations, and built capabilities for future growth. Prior to joining the Company, Colleen worked in retail management and in the financial investment industry.

C. Todd Davis, 66, formerly served as our Executive Vice President and Chief People Officer and was an executive officer from September 2008 through February 2023. Mr. Davis is continuing his association with Franklin Covey as a content delivery consultant, where he brings over 35 years of experience in training, training development, sales and marketing, human resources, coaching, and content development expertise. Mr. Davis has been with Franklin Covey for the past 27 years. Previously, Mr. Davis was a Director of our Innovations Group where he led the development of core offerings including *The 7 Habits of Highly Effective People – Signature Program*. Todd also worked for several years as our Director of Recruitment and was responsible for attracting, hiring, and retaining top talent for the organization. Prior to joining Franklin Covey, Mr. Davis worked in the medical industry for nine years where he recruited physicians and medical executives along with marketing physician services to hospitals and clinics throughout the country. Todd is the author of The Wall Street Journal's best-selling book, *Get Better: 15 Proven Practices to Build Effective Relationships at Work* and a co-author of the books *Talent Unleashed* and *Everyone Deserves A Great Manager – The 6 Critical Practices for Leading A Team*.

Meisha R. Sherman, 53, was appointed as an Executive Vice President and our Chief People Officer on February 14, 2023. Ms. Sherman has over 30 years in human resources with a focus on creating high-trust, high-performing cultures. Her career spans many industries, including wellness, dental, technology, government aerospace defense, consulting, and banking and finance. Meisha has led in Fortune 10 to Fortune 1000 companies including Mindbody, Envista Corporation, Danaher Corporation, Hewlett Packard, Raytheon Technologies, Alert Staffing, Remedy, and Bank of America. During her career, Ms. Sherman has held executive leadership roles such as Chief People Officer; Vice President, Global Human Resources; and Global Director, Executive Leadership and Organizational Development. Meisha served in the United States Army for six years and was responsible for the recruitment, development, and retention of soldiers. Today, she continues to serve those in military service and veterans in partnership with the USO, San Diego. She also serves as immediate past Board Chair of California Coast Credit Union and is Chairwoman of the Board of Neighborhood House Association (NHA). Ms. Sherman earned an MBA from Pepperdine University Graziadio School of Business and Management and a bachelor's degree in interdisciplinary studies from California State University Dominguez Hills, graduating magna cum laude.

Paul S. Walker, 48, currently serves as the Company's President and Chief Executive Officer, and was appointed to our Board of Directors effective July 1, 2023. Mr. Walker began his career with the Company in 2000 in the role of business developer, and quickly moved to become a Client Partner and then an Area Director. In 2007, Mr. Walker became General Manager of the North America Central Region. In 2014, Paul assumed responsibility for the Company's United Kingdom operations in addition to his role as General Manager of the Central Region. In 2016, Mr. Walker relocated to the Company's Salt Lake City, Utah headquarters where he served as Executive Vice President of Global Sales and Delivery and as President of the Company's Enterprise Division until November 2019 when Paul was appointed President and Chief Operating Officer. During his time at Franklin Covey, Paul has led many digital transformation projects, including the transition to the All Access Pass. Mr. Walker graduated from Brigham Young University with a Bachelor of Arts in Communications.

Robert A. Whitman, 70, has served as Chairman of the Board of Directors since June 1999 and served as Chief Executive Officer of the Company from January 2000 through August 2021. From September 1, 2021 through August 31, 2023, Mr. Whitman served as both Executive Chairman and Chairman of the Board of Directors as described above. Mr. Whitman now serves solely as our Chairman of the Board of Directors. Bob previously served as a director of the Covey Leadership Center from 1994 to 1997. Prior to joining Franklin Covey, Mr. Whitman served as President and Co-Chief Executive Officer of The Hampstead Group from 1992 to 2000 and is a founding partner at Whitman Peterson. Bob received his Bachelor of Arts degree in Finance from the University of Utah and his MBA from the Harvard Business School.

Stephen D. Young, 70, joined Franklin Covey as Executive Vice President of Finance, was appointed Chief Accounting Officer and Controller in January 2001, Chief Financial Officer in November 2002, and Corporate Secretary in March 2005. Prior to joining us, he served as Senior Vice-President of Finance, Chief Financial Officer, and director of international operations for Weider Nutrition for seven years; as Vice-President of Finance at First Health for ten years; and as an auditor at Fox and Company, a public accounting firm, for four years. Mr. Young has more than 40 years of accounting and management experience and is a Certified Public Accountant. Mr. Young was awarded a Bachelor of Science in Accounting from Brigham Young University.

Available Information

We regularly file reports with the SEC. These reports include, but are not limited to, Annual Reports on Form 10-K, Quarterly Reports on Form 10-Q, Current Reports on Form 8-K, and security transaction reports on Forms 3, 4, or 5. The SEC also maintains electronic versions of the Company's reports, proxy and information statements, and other information that the Company files with the SEC on its website at www.sec.gov.

The Company makes our Annual Report on Form 10-K, Quarterly Reports on Form 10-Q, current reports on Form 8-K, and other reports filed or furnished with the SEC available to the public, free of charge, through our website at www.franklincovey.com. These reports are provided through our website as soon as is reasonably practicable after we file or furnish these reports with the SEC.

ITEM 1A. RISK FACTORS

Our industry and business environment, domestic and international economic conditions, geopolitical circumstances, changing social standards, lingering COVID-19 issues, and other specific risks may affect our future business decisions and financial performance. The matters discussed below may cause our future results to differ from past results or those described in forward-looking statements and could have a material effect on our business, financial condition, liquidity, results of operations, and stock price, and should be considered in evaluating our Company.

The risks included here are not exhaustive. Other sections of this report may include additional risk factors which could adversely affect our business and financial performance. Moreover, we operate in a very competitive and rapidly changing global environment. New risk factors emerge from time to time and it is not possible for management to predict all such risk factors, nor can we assess the impact of all such risk factors on our business or the extent to which any factor, or combination of factors, may cause actual results to differ materially from those contained in any forward-looking statements. Given these risks and uncertainties, investors should not place undue reliance on forward-looking statements as a prediction of actual results. Further, the disclosure of risks identified below does not imply that the risk has already materialized.

Training Industry and Related Risks

We operate in an intensely competitive industry and our competitors may develop programs, services, or courses that adversely affect our ability to sell our offerings.

The training and consulting services industry is intensely competitive with relatively easy entry. Competitors continually introduce new programs, services, and delivery methods that may compete directly with our offerings, or that may make our offerings uncompetitive or obsolete. Larger competitors may have superior abilities to compete for clients and skilled professionals, reducing our ability to deliver quality work to our clients. Some of our competitors may have greater financial and other resources than we do. In addition, one or more of our competitors may develop and implement training courses or methodologies that may adversely affect our ability to sell our offerings and products to new clients. Any one of these circumstances could have an adverse effect on our ability to obtain new business and successfully deliver our services.

Our results of operations could be adversely affected by economic and political conditions and the effects of these conditions on our clients' businesses and their levels of business activity.

Global economic and political conditions affect our clients' businesses and the markets in which they operate. Instability in global credit markets; uncertainty regarding global central bank monetary policy; instability in the geopolitical environment in many parts of the world, including international hostilities; inflation; energy shortages and pricing; the current economic challenges in China, including the global economic ramifications of Chinese economic difficulties; and other disruptions may continue to put pressure on the global economy. If global economic, political, and market conditions, or conditions in key markets, remain uncertain or deteriorate further, we may experience material adverse impacts on our business, operating results, and financial condition.

Our financial results are somewhat dependent on the amount that current and prospective clients budget for training. A serious and/or prolonged economic downturn combined with a negative or uncertain political climate could adversely affect our clients' financial condition and the amount budgeted for training by our clients. These conditions may reduce the demand for our services or depress the pricing of those services and have an adverse impact on our results of operations. Changes in global economic conditions may also shift demand to services for which we do not have competitive advantages, and this could negatively affect the amount of business that we are able to obtain. Such economic, political, and client spending conditions are influenced by a wide range of factors that are beyond our control and that we have no comparative advantage in forecasting. If we are unable to successfully anticipate these changing conditions, we may be unable to effectively plan for and respond to those changes, and our business could be adversely affected.

Our business success also depends in part upon continued growth in the use of training and consulting services and the renewal of existing contracts by our clients. In challenging economic environments, our clients may reduce or defer their spending on new services and consulting solutions in order to focus on other priorities. At the same time, many companies have already invested substantial resources in their current means of conducting their business and

they may be reluctant or slow to adopt new approaches that could disrupt existing personnel and/or processes. If growth in the general use of training and consulting services in business or our clients' spending on these items declines, or if we cannot convince our clients or potential clients to embrace new services and solutions, our results of operations could be adversely affected.

In addition, our business tends to lag behind economic cycles and, consequently, the benefits of an economic recovery following a period of economic downturn may take longer for us to realize than other segments of the economy.

Failure to maintain our reputation, brand image, and culture could negatively impact our business.

Our success depends on our ability to maintain and enhance our brand image and reputation. Maintaining, promoting, and growing our brands will depend on our design and marketing efforts, including advertising and consumer campaigns, content and platform innovation and quality, and our efforts in these respects may not have the desired impact on our brand image and reputation. In addition, our success in maintaining, extending, and expanding our brand image depends on our ability to adapt to a rapidly changing media environment, including our increasing reliance on social media and digital dissemination of advertising campaigns on our digital platforms and through our digital experiences. We could be adversely impacted if we fail to achieve any of these objectives.

Our brand value also depends on our ability to maintain a positive consumer perception of our corporate integrity, purpose, and brand culture. Negative claims or publicity involving us, our culture and values, our products, services and experiences, consumer data, or any of our affiliates could seriously damage our reputation and brand image, regardless of whether such claims are accurate. Further, our reputation and brand image could be damaged as a result of our support of, association with or lack of support or disapproval of certain social causes, as well as any decisions we make to continue to conduct, or change, certain of our activities in response to such considerations. Social media, which accelerates and potentially amplifies the scope of negative publicity, can increase the challenges of responding to negative claims. Adverse publicity about regulatory or legal action against us, or by us, could also damage our reputation and brand image, undermine consumer confidence in us and reduce long-term demand for our products, even if the regulatory or legal action is unfounded or not material to our operations. If the reputation, perception, or image of any of our brands is tarnished or if we receive negative publicity, our financial condition and results of operations could be materially and adversely affected.

Some terminology, language, or content in our offerings may be deemed offensive by certain individuals due to rapidly changing societal norms, which may cause damage to our brand or reputation.

Our mission is to enable greatness in individuals and organizations everywhere regardless of race, religion, gender, or other individual characteristics. We write and design our content and materials to accomplish this mission and believe that the principles we teach improve lives. Through our directly owned offices and international licensees, our content is delivered in numerous countries around the world in different languages and in different cultures. The language, graphics, and examples used in our content and materials may be understood and interpreted differently by individuals based on culture, experience, societal norms, and other factors. As a result, some individuals may find some of the content in our materials offensive. While we have developed an ongoing review process to remove potentially offensive terms or images from our materials, a rapidly changing cultural and social environment may create unfavorable interpretations of language or images faster than we can identify and remediate them. Although our intent is to educate and improve individual lives and organizational cultures without offense, an unfavorable interpretation by an individual or organization of the language, concepts, or images used in our content or materials may harm our reputation and brand, cause us to lose business, and adversely affect our results of operations.

We have only a limited ability to protect our intellectual property rights, which are important to our success.

Our financial success is partially dependent on our ability to protect our proprietary offerings and other intellectual property. The existing laws of some countries in which we provide services might offer only limited protection of our intellectual property rights. To protect our intellectual property, we rely upon a combination of confidentiality policies, nondisclosure and other contractual arrangements, as well as copyright and trademark laws. The steps we take in this regard may not be adequate to prevent or deter infringement or other misappropriation of our intellectual property, and we might not be able to detect unauthorized use of, or take appropriate and timely steps to enforce, our intellectual property rights, especially in foreign jurisdictions.

The loss of proprietary content or the unauthorized use of our intellectual property may create greater competition, loss of revenue, and adverse publicity, and may also limit our ability to reuse that intellectual property with other clients. Any limitation on our ability to provide a service or solution could cause us to lose revenue-generating opportunities and require us to incur additional expenses to develop new or modified solutions for future engagements.

We depend on key personnel, the loss of whom could harm our business.

Our future success will depend, in part, on the continued service of key executive officers and personnel. The loss of the services of any key individuals could harm our business. Our future success also depends on our ability to identify, attract, and retain additional qualified senior personnel. Competition for such individuals in the current labor market and in our industry is intense, and we may not be successful in attracting and retaining such personnel.

If we are unable to attract, retain, and motivate high-quality employees, including sales personnel and training consultants, we may not be able to grow our business as projected or may not be able to compete effectively.

Our success and ability to grow are partially dependent on our ability to hire, retain, and motivate sufficient numbers of talented people with the increasingly diverse skills needed to serve our clients and grow our business. Competition for skilled personnel is intense at all levels of experience and seniority. There is a risk that we will be unable to hire and retain a sufficient number of employees with the skills or backgrounds we require, or that it will prove difficult to retain them in a competitive and inflationary labor market. If we are unable to hire and retain talented sales and delivery employees with the skills, and in the locations, we require, we might not be able to grow our business at projected levels or may not be able to effectively deliver our content and services. If we need to hire additional personnel to maintain a specified number of sales personnel or are required to re-assign personnel from other geographic areas, it could increase our costs and adversely affect our profit margins. In addition, the inability of newly hired sales personnel to achieve increased sales metrics as they progress may inhibit our ability to attain anticipated sales growth.

Our work with governmental clients exposes us to additional risks that are inherent in the government contracting process.

Our clients include national, state, provincial, and local governmental entities, and our work with these governmental entities has various risks inherent in the governmental contracting process. These risks include, but are not limited to, the following:

- Governmental entities typically fund projects through appropriated monies. While these projects are often planned and executed as multi-year projects, the governmental entities usually reserve the right to change the scope of, or terminate, these projects for lack of approved funding, budgetary changes, and other discretionary reasons. Changes in governmental priorities or other political developments, including disruptions in governmental operations, could result in reductions in the scope of, or in termination of, our existing contracts.
- Governmental entities often reserve the right to audit our contract costs, including allocated indirect costs, and conduct inquiries and investigations of our business practices with respect to our government contracts. Findings from an audit may result in our being required to prospectively adjust previously agreed upon rates for our work, which may adversely affect our future margins.
- If a governmental client discovers improper activities in the course of audits or investigations, we may become subject to various civil and criminal penalties and administrative sanctions, which may include termination of contracts, forfeiture of profits, suspension of payments, fines and suspensions, or debarment from doing business with other agencies of that government.
- Political and economic factors such as pending elections, the outcome of elections, revisions to governmental tax policies, sequestration, debt ceiling negotiations, and reduced tax revenues can affect the number and terms of new governmental contracts signed.

The occurrences or conditions described above could affect not only our business with the particular governmental agency involved, but also our business with other agencies of the same or other governmental entities. Additionally, because of their visibility and political nature, governmental contracts may present a heightened risk to our reputation. Any of these factors could have an adverse effect on our business or our results of operations.

Cybersecurity and Information Technology Risks

The All Access Pass and Leader in Me subscription services are internet-based platforms, and as such we are subject to increased risks of cyber-attacks and other security breaches that could have a material adverse effect on our business.

As part of selling subscription-based services, we collect, process, and retain a limited amount of sensitive and confidential information regarding our customers. Because our subscription services are internet-based platforms, our facilities and systems may be vulnerable to external or internal security breaches, acts of vandalism, computer viruses, misplaced or lost data, stolen intellectual property, programming or human errors, or other similar events.

The access by unauthorized persons to, or the improper disclosure by us of, confidential information regarding our customers or our own proprietary information, software, methodologies, and business secrets could result in significant legal and financial exposure, damage to our reputation, or a loss of confidence in the security of our systems, products, and services, which could have a material adverse effect on our business, financial condition, or results of operations. To the extent we are involved in any future cyber-attacks or other breaches, our brand and reputation could be affected, and these conditions could also have a material adverse effect on our business, financial condition, or results of operations.

We could incur additional liabilities or our reputation could be damaged if we do not protect client data or if our information systems are breached.

We are dependent on information technology networks and systems to process, transmit, and store electronic information and to communicate between our locations around the world and with our clients. Security breaches of this infrastructure could lead to shutdowns or disruptions of our systems and potential unauthorized disclosure of personal or confidential information. We are also required at times to manage, utilize, and store personal data, including sensitive or confidential client or employee data. As a result, we are subject to numerous U.S. and foreign jurisdiction laws and regulations designed to protect this information, such as the various U.S. federal and state laws governing the protection of personal data. If we, our associates, business partners, or our service providers negligently disregard or intentionally breach our established controls with respect to such data or otherwise mismanages or misappropriates that data, we could be subject to monetary damages, fines, and/or criminal prosecution, as well as litigation from parties impacted by a breach of their data or harm to their systems as a result of malware or other security incidents within our own networks or systems. Unauthorized disclosure, loss or alteration of personal, sensitive, or confidential client or employee data or client or end-user systems, whether through systems failure, employee negligence, fraud, or misappropriation could damage our reputation and cause us to lose clients.

Legal requirements relating to the collection, storage, handling, and transfer of personal data continue to evolve. For example, in May 2018 the General Data Protection Regulation (GDPR) became effective in the European Union (EU) and other countries within the European Economic Area. The GDPR imposes strict requirements on the collection, use, security, and transfer of personal information in and from applicable countries. Under GDPR, fines of up to 20 million Euros or up to four percent of the annual global revenues of the infringer, whichever is greater, could be imposed. Although GDPR applies across the European Economic Area, local data protection authorities still have the ability to interpret GDPR, and in some areas to legislate requirements even more stringent than those in the GDPR, which occasionally creates inconsistencies in application on a country-by-country basis. Furthermore, with the United Kingdom's (UK) transition out of the EU as of January 1, 2021, we may encounter additional complexity with respect to data privacy and data transfers to and from the UK under the UK GDPR. Other countries, such as Brazil, Australia, Canada, Japan, and South Africa, have also enacted data protection laws, some of which are analogous to GDPR and others which have different and additional requirements, which may include data localization. We have implemented policies, controls, and procedures, including a team dedicated to data protection, to comply with the requirements of GDPR/UK GDPR and analogous laws. However, these new procedures and controls may not be completely effective in preventing unauthorized breaches of personal data. In addition, as the laws in certain countries are fairly new, there

may not always be sufficient guidance from the applicable regulators, or case law interpreting the laws. Accordingly, we will need to continue evolving our compliance measures over time, and there is some risk that common interpretations of the requirements in such laws may not necessarily align with opinions of applicable regulators or potential litigants, such that the risk of fines and litigation may be increased in countries with newer laws.

In addition, on July 16, 2020, the Court of Justice of the European Union (CJEU) invalidated the EU-U.S. Privacy Shield, a framework that had enabled companies to transfer data from EU member states to the U.S. On September 8, 2020, the Swiss Federal Data Protection and Information Commissioner followed suit, and announced that the Swiss-U.S. Privacy Shield Framework was inadequate for personal information transfers from Switzerland to the U.S.

The Privacy Shield Framework has now been replaced by the new Data Privacy Framework (DPF) together with a UK Extension to the EU-U.S. DPF and the Swiss-U.S. DPF. The DPF was developed by the U.S. Department of Commerce and the European Commission, UK Government, and Swiss Federal Administration, to provide U.S. organizations with reliable mechanisms for personal data transfers to the U.S. from the EU, UK and Switzerland. The European Commission adopted an adequacy decision for the EU-U.S. DPF on July 10, 2023. We are in the process of becoming certified under the DPF, however, several parties have indicated that they will be filing legal challenges to the DPF, so the continued viability of this transfer mechanism may soon be in doubt.

Due to the invalidation of the Privacy Shield and the current and likely future additional challenges to the DPF, we will continue to utilize the newer Standard Contractual Clauses (SCCs), adopted by the European Commission on June 4, 2021, as a GDPR-compliant mechanism for the transfer of personal data from the EU, UK and Switzerland to the U.S., in addition to the DPF. The new SCCs imposed on companies additional obligations relating to data transfers, including the obligation to conduct a transfer impact assessment and, depending on a party's role in the transfer and the laws and practices of the destination country, to implement additional security measures, and to update internal privacy practices. Regulatory guidance suggests that certain transfers of personal data to the U.S. could be compliant only if the recipient is able to implement specific technical and procedural security controls to protect that personal data, and such controls may not be practical for certain service delivery models, in particular those reliant on cloud services. To the extent we rely on the SCCs for data transfers, we may be required to incur significant time and resources to update our contractual arrangements and implement the supplementary security measures necessary to comply with new requirements. Compliance may also require changes in services, business practices, or internal systems that may result in increased costs, lower revenue, reduced efficiency, or greater difficulty in competing with foreign-based firms. Failure to comply with existing or new rules may result in significant penalties or orders to stop the alleged noncompliant activity. The inability to import personal information from Europe to the United States or other countries may decrease demand for our products and services as our customers that are subject to such laws may seek alternatives that do not involve personal information transfers out of Europe. Our inability to import personal information to the United States and other countries may decrease the functionality or effectiveness of our products and services, increase costs, and adversely impact our marketing efforts, plans, and activities.

Further, in 2021, China adopted the PRC Personal Information Protection Law, or PIPL, and the Data Security Law, or DSL. The PIPL took effect on November 1, 2021 and the DSL took effect on September 1, 2021. The PIPL and DSL in combination establish comprehensive requirements relating to the collection, use, transfer, security, and other processing of personal information in or from China. The PIPL and DSL together incorporate many requirements common to international privacy and security laws, such as GDPR, and adds unique regulatory requirements relating to data localization, international data transfers, consumer consent, the processing of "sensitive personal information," and the operations of certain "internet platform services." Fines and penalties under the PIPL range from fines up to RMB 50,000,000 or five percent of global annual turnover, and fines under the DSL related to data transfer violations may range up to RMB 10,000,000 and data transfers may be suspended as a result of violations. Violations of these laws may also result in the cancellation of business authorizations, personal liability or professional restrictions for responsible company officers, as well as criminal and civil liability. Early enforcement actions under PIPL have included civil actions against companies that fail to obtain proper consent for processing sensitive personal information or other unlawful data collection. Recent regulatory actions have centered on ineffective channels for data subjects to exercise rights, the over-collection of personal information, and deceptive practices. As we observe China's enforcement of the PIPL, DSL and associated laws and regulations over time, we may need to adjust our compliance activities, and we may experience increased costs, business inefficiencies, lost sales, decreased demand, and decreased competitiveness, as we may be unable to provide our services or certain features, or provide them in an efficient or

centralized manner. Additionally, local companies may be favored by customers who will not consent to or accept transfer of their data out of China. Fines, corrective actions, or other penalties asserted due to alleged noncompliance may impose additional financial or operational costs, limit our ability to attract and retain local talent, or limit our ability to do business in China. These risks may be magnified due to regulatory uncertainty. Additionally, under the PIPL or DSL, we may be subject to additional liabilities, claims, penalties, or causes of action in the event of a breach or various security violations of customer personal information.

Other governmental authorities throughout the U.S. and around the world are considering or have adopted similar types of legislative and regulatory proposals concerning data protection. For example, in June 2018, the State of California enacted the California Consumer Privacy Act of 2018 (the CCPA), which took effect on January 1, 2020, and which has subsequently been amended to add new requirements. The CCPA requires companies that process information on California residents to make new disclosures to consumers about their data collection, use and sharing practices, and allows consumers to opt out of data sales, as well as certain data sharing with third parties and provides a new private cause of action for data breaches. Additionally, the California Privacy Rights Act (the CPRA) amendments to the CCPA created additional obligations relating to consumer data beginning on January 1, 2022, with enforcement beginning on July 1, 2023. The CPRA amendments expand consumer rights related to sharing of personal information, grant additional rights to consumers, remove the exceptions for business-to-business and employment data, and remove the 30-day window to cure alleged noncompliance before being subject to administrative enforcement. Other states, including Colorado, Connecticut, Virginia, and Utah have also passed comprehensive privacy laws that are now in effect or will come into effect by the end of this year. At the present time, six other states have enacted similar comprehensive privacy laws, which will become effective in the next several years, and numerous other states have proposed or enacted laws relating to more narrow privacy or security requirements. Furthermore, various drafts of a comprehensive federal privacy bill have been introduced to congress, and more will likely be introduced in the coming months. Some of the proposed bills, including the proposed American Data Privacy and Protection Act would largely preempt state privacy legislation; however, the scope of preemption and enforcement-related matters remain uncertain. The Federal Trade Commission and many state attorneys general are interpreting federal and state consumer protection laws to impose standards for the online collection, use, dissemination, and security of data. These privacy, security, and data protection laws and regulations continue to evolve and enforcement in the U.S. and internationally continues to increase. These developments could impose significant limitations on or require changes to our business, restrict our use or storage of personal information, and increase risks of legal liability, which may in turn increase our compliance risk and expenses, and make our business more costly or less efficient to conduct. To the extent any of these laws include a private right of action, we may also face increased risk of litigation.

We strive to employ global best practices in securing and monitoring code, applications, systems, processes, and data, and our data protection practices are regularly reviewed and validated by an external auditing firm. However, these efforts may be insufficient to protect sensitive information against illegal activities and we may be exposed to additional liabilities from the various data protection laws enacted within the jurisdictions where we operate, as well as a risk of litigation in jurisdictions where there is a private right of action related to violations.

Our business is becoming increasingly dependent on information technology and will require additional cash investments in order to grow and meet the demands of our clients.

Since the introduction of our online subscription services, our dependence on the use of sophisticated technologies and information systems has increased. Moreover, our technology platforms will require continuing cash investments (including business acquisitions such as the acquisition of Strive in fiscal 2021) by us to expand existing offerings, improve the client experience, and develop complementary offerings. Our future success depends in part on our ability to adapt our services and infrastructure while continuing to improve the performance, features, and reliability of our services in response to the evolving demands of the marketplace. Failure to adapt and improve these areas could have an adverse effect on our business, including our results of operations, financial position, and cash flows.

Our use of artificial intelligence technologies may not be successful and may present business, compliance, and reputational risks.

We are working to develop our use of artificial intelligence (AI) technologies in some of our products and processes. If we fail to keep pace with rapidly evolving AI technological developments, our competitive position and business results may be negatively impacted. Our use of AI technologies will require resources to develop, test and maintain such products, which could be costly. Third parties may be able to use AI to create technology that could reduce demand for our products. In addition, the introduction of AI technologies, particularly generative AI, into new or existing offerings may result in new or expanded risks and liabilities, due to enhanced governmental or regulatory scrutiny, litigation, compliance issues, ethical concerns, confidentiality, data privacy or security risks, as well as other factors that could adversely affect our business, reputation, and financial results. For example, the use of AI technologies could lead to unintended consequences, such as accuracy issues, cybersecurity risks, unintended biases, and discriminatory outputs, which could impact our ability to protect our data, intellectual property, and client information, or could expose us to intellectual property claims by third parties.

Liquidity and Capital Resource Risks

Adverse developments affecting the financial services industry, including events or concerns involving liquidity, defaults, or non-performance by financial institutions, could adversely affect our business, financial condition, results of operations, or our prospects.

The funds in our accounts are primarily held in banks, including cash held in foreign banks by our foreign subsidiaries. Our cash held in non-interest bearing and interest-bearing accounts would exceed any applicable Federal Deposit Insurance Corporation (FDIC) insurance limits. Should events, including limited liquidity, defaults, non-performance or other adverse developments occur with respect to the banks or other financial institutions that hold our funds, or that affect financial institutions or the financial services industry generally, or concerns or rumors about any events of these kinds or other similar risks, our liquidity may be adversely affected. For example, on March 10, 2023, the FDIC announced that Silicon Valley Bank had been closed by the California Department of Financial Protection and Innovation. Although we did not have any funds in Silicon Valley Bank or other institutions that have been closed, we cannot guarantee that the banks or other financial institutions that hold our funds will not experience similar issues.

In addition, investor concerns regarding the U.S. or international financial systems could result in less favorable commercial financing terms, including higher interest rates or costs and tighter financial and operating covenants, or systemic limitations on access to credit and liquidity sources, thereby making it more difficult for us to acquire financing on terms favorable to us in connection with a potential business combination, or at all, and could have material adverse impacts on our liquidity, our business, financial condition or results of operations, and our prospects.

Failure to comply with the terms and conditions of our credit facility may have an adverse effect upon our business and operations.

Our secured credit agreement obtained in fiscal 2023 requires us to comply with customary non-financial terms and conditions as well as specified financial ratios. Failure to comply with these terms and conditions or maintain adequate financial performance to comply with specific financial ratios entitles the lender to certain remedies, including the right to immediately call due any amounts owed on the credit agreement. Such events would have an adverse effect upon our business and operations as there can be no assurance that we may be able to obtain other forms of financing or raise additional capital on terms that would be acceptable to us.

We may need additional capital in the future, and this capital may not be available to us on favorable terms or at all.

We may need to raise additional funds through public or private debt offerings or equity financings in order to:

- Develop new services, programs, or offerings
- Take advantage of opportunities, including business acquisitions
- Respond to competitive pressures

Going forward, we will continue to incur costs necessary for the day-to-day operation and potential growth of the business and may use our available revolving line of credit facility and other financing alternatives, if necessary, for these expenditures. We obtained a new credit agreement in March 2023 (the 2023 Credit Agreement) with a new lender that expires in March 2028. We expect to regularly renew or amend our lending agreement in the future to maintain the availability of this credit facility. Additional potential sources of liquidity available to us include factoring receivables, issuance of additional equity, or issuance of debt from public or private sources. If necessary, we will evaluate all of these options and select one or more of them depending on overall capital needs and the associated cost of capital.

Any additional capital raised through the sale of equity could dilute current shareholders' ownership percentage in us. Furthermore, we may be unable to obtain the necessary capital on terms or conditions that are favorable to us, or at all.

We may not be able to generate sufficient cash to service our indebtedness, and we may be forced to take other actions to satisfy our payment obligations under our indebtedness, which may not be successful.

Our ability to make scheduled payments on or to refinance our indebtedness depends on our future performance, including the performance of our subsidiaries, which will be affected by financial, business and economic conditions, competition, and other factors. We are unable to control many of these factors, such as the general economy, economic conditions in the industries in which we operate, and competitive pressures. Our cash flows may be insufficient to allow us to pay principal and interest on our indebtedness and to meet our other obligations. If our cash flows and capital resources are insufficient to fund our debt service obligations, we may be forced to reduce or delay investments and capital expenditures or to sell assets, seek additional capital, or restructure or refinance our indebtedness. These alternative measures may be unsuccessful and we may not meet our scheduled debt service obligations. In addition, the terms of existing or future debt agreements, including our 2023 Credit Agreement and subsequent modifications, may restrict us from pursuing any of these alternatives.

In the event that we need to refinance all or a portion of our outstanding indebtedness before maturity or as it matures, we may not be able to obtain terms as favorable as the terms of our existing indebtedness or refinance our existing indebtedness at all. If interest rates or other factors existing at the time of refinancing result in higher interest rates upon refinancing, we will incur higher interest expense. Furthermore, if any rating agency changes our credit rating or outlook, our debt and equity securities could be negatively affected, which could adversely affect our financial condition and financial results.

Public Company Risks

We may fail to meet analyst expectations, which could cause the price of our stock to decline.

Our common stock is publicly traded on the NYSE, and at any given time various securities analysts follow our financial results and issue reports on us. These periodic reports include information about our historical financial results as well as the analysts' estimates of our future performance. The analysts' estimates are based on their own opinions and are often different from our estimates or expectations. The price of our common stock could, however, decline if an analyst downgrades our common stock or if those analysts issue other unfavorable commentary or cease publishing reports about us or our business. If analysts do not continue to follow us or if our operating results are below the estimates or expectations of public market analysts and investors, our stock price could decline. If our stock price is volatile, we may become involved in securities litigation following a decline in price. Any litigation could result in substantial costs and a diversion of management's attention and resources that are needed to successfully run our business.

Our business performance may not be sufficient for us to meet the financial guidance that we provide publicly.

We may provide financial guidance to the public based upon expectations regarding our financial performance. While we believe that our annual financial guidance provides investors and analysts with insight into our view of the Company's future performance, such financial guidance is based on assumptions that may not always prove to be accurate and may vary from actual results. If we fail to meet the financial guidance that we provide, or if we find it necessary to revise such guidance during the year, the market value of our common stock could be adversely affected.

Our future quarterly operating results are subject to factors that can cause fluctuations in our stock price.

Historically, our stock price has experienced significant volatility. We expect that our stock price may continue to experience volatility in the future due to a variety of potential factors that may include the following:

- Fluctuations in our quarterly results of operations and cash flows
- Overall market volatility
- Variations between our actual financial results and market expectations
- Changes in key balances, such as cash and deferred revenues
- Currency exchange rate fluctuations
- Unexpected asset impairment charges

These factors, among others, may have an adverse effect upon our stock price in the future.

General Business Risks

Unstable market and economic conditions may have serious adverse consequences on our business, financial condition, and operations.

The global credit and financial markets have from time to time experienced extreme volatility and disruptions, including severely diminished liquidity and credit availability, declines in consumer confidence, declines in economic growth, increases in unemployment rates, and uncertainty about economic stability. The financial markets and the global economy may also be adversely affected by the current or anticipated impact of military conflict, including the conflict between Russia and Ukraine, terrorism, or other geopolitical events. Sanctions imposed by the United States and other countries in response to such conflicts, including the one in Ukraine, may also adversely impact the financial markets and the global economy, and any economic countermeasures by the affected countries or others could exacerbate market and economic instability. There can be no assurance that further deterioration in markets and confidence in economic conditions will not occur. Our general business strategy may be adversely affected by any such economic downturn, volatile business environment, or continued unpredictable and unstable market conditions.

Our results of operations may be adversely impacted by the costs of persistent and rising inflation if we are unable to pass these costs on to our clients.

In recent years, inflation has increased significantly in the United States and in many of the countries where we conduct business. Inflation increases the cost of many aspects of our business, including the cost of our products sold, benefit costs, travel expenses, and associate salaries since we must increase our compensation to retain key personnel. If we are unable to increase our prices to sufficiently offset the increased costs of doing business, our results of operations and profitability may be adversely impacted.

Our results of operations have been adversely affected and could be materially impacted in the future by lingering coronavirus (COVID-19) issues and additional public safety concerns.

The recent COVID-19 pandemic created significant volatility, uncertainty, and economic disruption in the United States and elsewhere in the world over the past few years. While most regions of the world have recovered from the pandemic and are functioning relatively normally, lingering COVID-19 issues and concerns may impact our business, operations, and financial results in future periods if further governmental, business, and individual actions are taken, including additional lockdowns or other restrictive mandates are enacted to combat COVID-19 variants. Such events and circumstances may adversely impact client demand for our services; our ability to conduct in-person programs; our ability to sell and provide our services and solutions, and the ability of our clients to pay for our services on a timely basis or at all. Any of these events, or related conditions, could cause or contribute to the risks and uncertainties described in this Annual Report and could materially adversely affect our business, financial condition, results of operations, cash flows, and stock price.

Our global operations pose complex management, foreign currency, legal, tax, and economic risks, which we may not adequately address.

We have directly owned offices that serve clients in Austria, Australia, China, Germany, Ireland, Japan, New Zealand, Switzerland, and the United Kingdom. We also have licensed operations in numerous other foreign countries. As a result of these foreign operations and their impact upon our financial statements, we are subject to a number of risks, including, but not limited to:

- Restrictions on the movement of cash
- The absence in some jurisdictions of effective laws to protect our intellectual property rights
- Political instability
- Currency exchange rate fluctuations

These and other related risks could adversely affect our ability to access sources of liquidity, increase costs related to regulatory compliance, and adversely affect our results of operations.

Our global operations expose us to numerous and sometimes conflicting legal and regulatory requirements, and violation of these regulations could harm our business.

Because we provide services to clients in many countries, we are subject to numerous, and sometimes conflicting, regulations on matters as diverse as import/export controls, content requirements, trade restrictions, tariffs, taxation, sanctions, government affairs, internal and disclosure control obligations, data privacy, and labor relations. Violations of these regulations in the conduct of our business could result in fines, criminal sanctions against us or our officers, prohibitions on doing business, and damage to our reputation. Violations of these regulations in connection with the performance of our obligations to our clients also could result in liability for monetary damages, fines, unfavorable publicity, and allegations by our clients that we have not performed our contractual obligations. Due to the varying degrees of development of the legal systems of the countries in which we operate, local laws may be insufficient to protect our rights.

In many parts of the world, including countries in which we operate, practices in the local business community might not conform to international business standards and could violate anticorruption regulations, including the United States Foreign Corrupt Practices Act, which prohibits giving anything of value intended to influence the awarding of government contracts. Although we have policies and procedures to ensure legal and regulatory compliance, our employees, licensee operators, and agents could take actions that violate these requirements. Violations of these regulations could subject us to criminal or civil enforcement actions, including fines and suspension or disqualification from United States federal procurement contracting, any of which could have an adverse effect on our business.

The Company's use of accounting estimates involves judgment and could impact our financial results.

Our most critical accounting estimates are described in Management's Discussion and Analysis found in Item 7 of this report under the section entitled "Use of Estimates and Critical Accounting Policies." In addition, as discussed in various footnotes to our financial statements as found in Item 8, we make certain estimates for loss contingencies, including decisions related to legal proceedings and reserves. Because, by definition, these estimates and assumptions involve the use of judgment, our actual financial results may differ from these estimates. If our estimates or assumptions underlying such contingencies and reserves prove incorrect, we may be required to record additional adjustments or losses relating to such matters, which would negatively affect our financial results.

Ineffective internal controls could impact our business and operating results.

Our internal control over financial reporting may not prevent or detect misstatements because of its inherent limitations, including the possibility of human error, the circumvention or overriding of controls, or fraud. Even effective internal controls can provide only reasonable assurance with respect to the preparation and fair presentation of financial statements. If we fail to maintain the adequacy of our internal controls, including any failure to implement required new or improved controls, or if we experience difficulties in their implementation, our business and operating results may be harmed and we could fail to meet our financial reporting obligations.

Extreme weather conditions and natural disasters could negatively impact our operating results and financial condition.

Extreme weather conditions in the areas in which our suppliers, customers, distribution facilities, offices, and headquarters are located could adversely affect our operating results and financial condition. Moreover, natural disasters such as earthquakes, hurricanes, wildfires, and tsunamis, whether occurring in the United States or abroad, and their related consequences and effects, including energy shortages and public health issues, have in the past temporarily disrupted, and could in the future disrupt, our operations, the operations of our customers, vendors and suppliers or have in the past resulted in, and in the future could result in, economic instability that may negatively impact our operating results and financial condition. In particular, if a natural disaster or severe weather event were to occur in an area in which we or our suppliers, customers, distribution facilities and vendors are located, our continued success would depend, in part, on the safety and availability of the relevant personnel and facilities and proper functioning of our or third parties' computer, network, telecommunication and other systems and operations. If we were to experience a local or regional disaster or other business continuity event or concurrent events, we could experience operational challenges, in particular depending upon how a local or regional event may affect our human capital across our operations or with regard to particular aspects of our operations, such as key executive officers or personnel. Further, if we are unable to find alternative suppliers, replace capacity at key distribution locations or quickly repair damage to our information technology systems, our ability to serve our customers could be adversely affected. These events could result in reputational damage, lost sales, cancellation charges or markdowns, all of which could have an adverse effect on our business, results of operations, and financial condition.

The impacts of climate change and related regulatory responses could adversely affect our business.

Sustainability and protecting our natural environment are significant priorities at Franklin Covey and we strive to implement practices and policies that support this concern. We recognize that there are inherent climate-related risks wherever business is conducted; however, we cannot predict the long-term impacts on us from climate change or related regulatory responses. We expect to face increasing regulations relating to climate change, including, for example, disclosure of the impacts of climate change on our business. A failure to uphold or make strides toward achieving publicly stated climate goals may harm the Company's reputation with customers, suppliers, and employees. This increased scrutiny will likely require us to expend significant resources and could adversely affect our results of operations and financial condition. Additionally, we expect that the complexity of compliance with climate disclosure regulations will increase as various countries take different approaches to such regulation. We will continue to monitor the impacts of these issues on our business and consider responsive action as needed.

Further, climate change may increase both the frequency and severity of extreme weather conditions and natural disasters, which may affect our business operations, either in a particular region or globally, as well as the activities of our vendors, suppliers, and customers. For example, the delivery of our services is dependent on reliable and relatively inexpensive electricity. If electricity is not readily available or affordable, we may not be able to deliver our products and services and our operating results may be adversely impacted. In addition, the physical changes prompted by climate change could result in changes in regulations or consumer preferences, which could in turn affect our business, operating results, and financial condition.

ITEM 1B. UNRESOLVED STAFF COMMENTS

None.

ITEM 2. PROPERTIES

As of August 31, 2023, our principal executive offices in Salt Lake City, Utah occupy approximately 54,000 square feet of leased office space that is accounted for as a financing obligation, which expires in June 2025. This facility accommodates our executive team and corporate administration, as well as other professionals. The corporate headquarters is utilized by personnel in both our Enterprise and Education Divisions. The master lease agreement on our principal executive offices contains six five-year renewal options that may be exercised at our discretion. Additionally, we occupy leased sales and administrative offices both in the United States and various countries around the world as shown below. These additional facilities are accounted for as operating leases.

We consider our existing facilities to be in good condition and suitable for our current and expected level of operations in the upcoming fiscal year and in future periods. Our international sales offices are in the following locations:

Banbury, England
Tokyo, Japan
China: Beijing, Shanghai, Guangzhou, and Shenzhen

ITEM 3. LEGAL PROCEEDINGS

From time to time, we are the subject of certain legal actions, which we consider routine to our business activities. At August 31, 2023, we were not party to any litigation or legal proceeding that, in the current opinion of management, could have a material adverse effect on our financial position, liquidity, or results of operations. However, due to the risks and uncertainties inherent in legal proceedings, actual results could differ from current expectations.

ITEM 4. MINE SAFETY DISCLOSURES

Not applicable.

PART II**ITEM 5. MARKET FOR REGISTRANT'S COMMON EQUITY, RELATED STOCKHOLDER MATTERS AND ISSUER PURCHASES OF EQUITY SECURITIES**

Our common stock is listed and traded on the NYSE under the symbol "FC."

We did not pay or declare dividends on our common stock during the fiscal years ended August 31, 2023 or 2022. Any determination to pay cash dividends will be at the discretion of our board of directors and will be dependent upon our results of operations, financial condition, terms of our financing arrangements, and such other factors as the board deems relevant. We currently anticipate that we will retain all available funds to finance future growth and business opportunities, repay our debt obligations, and to repurchase outstanding shares of our common stock.

As of October 31, 2023, we had 13,433,388 shares of common stock outstanding, which were held by 454 shareholders of record. A number of our shareholders hold their shares in street name; therefore, we believe that there are substantially more beneficial owners of our common stock.

Purchases of Common Stock by the Issuer

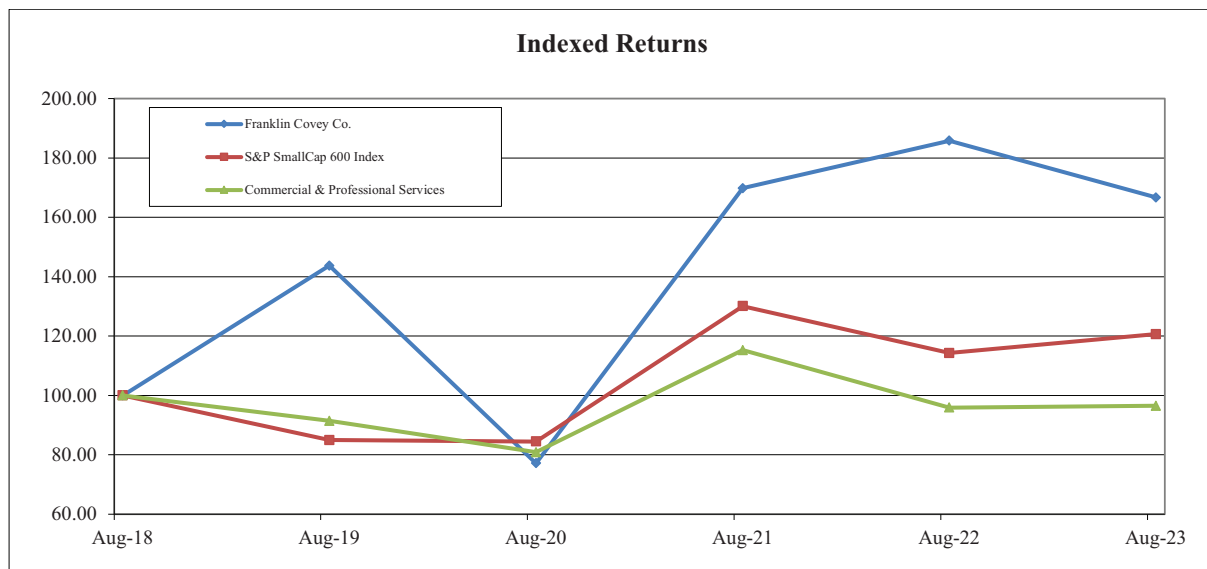
The following table summarizes the purchases of our common stock during our fourth fiscal quarter, which ended August 31, 2023:

Period	Total Number of Shares Purchased	Average Price Paid Per Share	Total Number of Shares Purchased as Part of Publicly Announced Plans or Programs	Maximum Number (or Approximate Dollar Value) of Shares (or Units) that May Yet Be Purchased Under the Plans or Programs ⁽¹⁾ (in thousands)
June 1, 2023 to June 30, 2023	—	\$ —	—	\$21,622
July 1, 2023 to July 31, 2023	59,721	\$46.26	59,721	\$18,859
August 1, 2023 to August 31, 2023	65,078	\$47.93	65,078	\$15,740
Total Common Shares	124,799	\$47.13	124,799	

- (1) On February 14, 2023, our Board of Directors approved a new plan to purchase up to \$50.0 million of our outstanding common stock. The previously existing common stock purchase plan was canceled, and the new common share purchase plan does not have an expiration date. The actual timing, number, and value of common shares purchased under our board-approved plan will be determined at our discretion and will depend on a number of factors, including, among others, general market and business conditions, the trading price of common shares, and applicable legal requirements. We have no obligation to purchase any common shares under the authorization, and the purchase plan may be suspended, discontinued, or modified at any time for any reason. Amounts shown in the table include the applicable one percent excise tax on our purchases of common stock for treasury.

Performance Graph

The following graph demonstrates a five-year comparison of cumulative total returns for Franklin Covey Co. common stock, the S&P SmallCap 600 Index, and the S&P 600 Commercial & Professional Services Index. The graph assumes an investment of \$100 on August 31, 2018 in each of our common stock, the stocks comprising the S&P SmallCap 600 Index, and the stocks comprising the S&P 600 Commercial & Professional Services Index. Each of the indices assumes that all dividends were reinvested.



The stock performance shown on the performance graph above is not necessarily indicative of future performance. The Company will not make or endorse any predictions as to our future stock performance.

The performance graph above is being furnished solely to accompany this Annual Report on Form 10-K pursuant to Item 201(e) of Regulation S-K, and is not being filed for purposes of Section 18 of the Exchange Act, as amended, and is not to be incorporated by reference into any filing of the Company, whether made before or after the date hereof, regardless of any general incorporation language in such filing.

ITEM 6.

Reserved.

ITEM 7. MANAGEMENT'S DISCUSSION AND ANALYSIS OF FINANCIAL CONDITION AND RESULTS OF OPERATIONS

The following Management's Discussion and Analysis is intended to provide a summary of the principal factors affecting the results of operations, liquidity and capital resources, and the critical accounting estimates of Franklin Covey Co. (also referred to as we, us, our, the Company, FranklinCovey, and Franklin Covey) and subsidiaries. This discussion and analysis should be read together with the accompanying consolidated financial statements and related notes contained in Item 8 of this Annual Report on Form 10-K (Form 10-K) and the Risk Factors discussed in Item 1A of this Form 10-K. Forward-looking statements in this discussion are qualified by the cautionary statement under the heading "Safe Harbor Statement Under the Private Securities Litigation Reform Act Of 1995" contained later in Item 7 of this Form 10-K.

Non-GAAP Measures

This Management's Discussion and Analysis includes the concepts of adjusted earnings before interest, income taxes, depreciation, and amortization (Adjusted EBITDA) and "constant currency," which are non-GAAP measures. We define Adjusted EBITDA as net income or loss excluding the impact of interest, income taxes, intangible asset amortization, depreciation, stock-based compensation expense, and certain other items such as adjustments to the fair value of expected contingent consideration liabilities arising from business acquisitions. Constant currency is a non-GAAP financial measure that removes the impact of fluctuations in foreign currency exchange rates and is calculated by translating the current period's financial results at the same average exchange rates in effect during the prior year and then comparing this amount to the prior year.

We reference these non-GAAP financial measures in our decision making because they provide supplemental information that facilitates consistent internal comparisons to the historical operating performance of prior periods and we believe it provides investors with greater transparency to evaluate operational activities and financial results. For a reconciliation of our segment Adjusted EBITDA to net income or loss, a related GAAP measure, please refer to Note 17 *Segment Information* to our consolidated financial statements as presented in Item 8 of this Form 10-K.

EXECUTIVE SUMMARY

General Overview

Franklin Covey Co. is a global company focused on individual and organizational performance improvement. Our mission is to "enable greatness in people and organizations everywhere," and our worldwide resources are organized to help individuals and organizations achieve sustained superior performance at scale through changes in human behavior. We believe that our content and services create the connection between capabilities and results. In the training and consulting marketplace, we believe there are three important characteristics that distinguish us from our competitors.

1. **World Class Content** – Our content is based on timeless principles of human effectiveness and is designed to help people change both their mindset and behavior. When our content is applied consistently in an organization, we believe the culture of that organization will change to enable the organization to get desired results and achieve its own great purposes.
2. **Breadth and Scalability of Delivery Options** – We have a wide range of content delivery options, including: the All Access Pass, the *Leader in Me* membership subscriptions, intellectual property licenses, digital online learning, on-site training, training led through certified facilitators, blended learning, and organization-wide transformational processes, including consulting and coaching. We believe our investments in digital delivery modalities over the past few years have enabled us to deliver our content to clients in a high-quality learning environment whether those clients are working remotely or in a centralized location.

3. **Global Capability** – We have sales professionals in the United States and Canada who serve clients in the private sector, in government, and in educational institutions; wholly owned subsidiaries that serve clients in Australia, New Zealand, China, Japan, the United Kingdom, Ireland, Germany, Switzerland, and Austria; and we contract with independent licensee partners who deliver our content and provide services in 150 countries and territories around the world.

We have some of the best-known offerings in the training industry, including a suite of individual-effectiveness and leadership-development training content based on the best-selling books, *The 7 Habits of Highly Effective People*, *The Speed of Trust*, *Multipliers*, and *The 4 Disciplines of Execution*, and proprietary content in the areas of Execution, Sales Performance, Productivity, Customer Loyalty, Leadership, and Education. We believe that our offerings help individuals, teams, and entire organizations transform their results through achieving systematic, sustainable, and measurable changes in human behavior. Our offerings are described in further detail at www.franklincovey.com. The information contained in, or that can be accessed through, our website does not constitute a part of this Annual Report on Form 10-K, and the descriptions found therein should not be viewed as a warranty or guarantee of results.

Our fiscal year ends on August 31, and unless otherwise indicated, fiscal 2023, fiscal 2022, and fiscal 2021 refer to the twelve-month periods ended August 31, 2023, 2022, 2021, and so forth.

Fiscal 2023 Financial Overview

We were very pleased with our results for fiscal 2023 and the continued strength, durability, and growth of the business and our subscription business model. Fiscal 2023's financial results were strong when viewed in the context that we were able to improve over a period of unprecedented growth in fiscal 2022, a period which benefited from strong sales performance and comparison with pandemic-impacted results in fiscal 2021. We believe the continued strength and durability of our subscription model is driven by 1) our clients' mission critical challenges, which are typically more intense during periods of economic uncertainty; 2) our effective solutions for helping clients successfully address these challenges, which can be flexibly utilized to meet each organization's needs; and 3) our strength in acquiring, retaining, and expanding meaningful client relationships. Our performance in fiscal 2023 reflects the continuation of three key trends that were evident throughout the fiscal year. These trends include:

- All Access Pass subscription and subscription services sales grew nine percent to \$158.0 million in fiscal 2023 compared with \$144.5 million in fiscal 2022. In our Enterprise Division, where most AAP contracts are sold, sales increased six percent to \$205.7 million compared with \$194.4 million in the prior year. In constant currency, Enterprise sales grew to \$209.6 million in fiscal 2023.
- Education Division revenues grew 13 percent to \$69.7 million in fiscal 2023 on the strength of increased training and consulting days delivered and increased *Leader in Me* membership revenues. During fiscal 2023, the Education Division added a record 791 new *Leader in Me* schools in the United States and Canada. Year-over-year *Leader in Me* school retention remained high during fiscal 2023 at nearly 85 percent.
- Total Company deferred revenue at August 31, 2023 increased to \$111.2 million compared with \$102.4 million at August 31, 2022. The sum of billed subscription and unbilled deferred subscription revenue at August 31, 2023 grew 22 percent to \$186.4 million, compared with August 31, 2022. We continue to be pleased with the growth of multi-year contracts and the overall increase in deferred subscription revenue, which provide a strong base for future sales growth.

Our results of operations for fiscal 2023 included increased sales, gross profit, operating income, pre-tax income, and Adjusted EBITDA. Our consolidated sales for fiscal 2023 increased seven percent, or \$17.7 million, to a new annual sales record of \$280.5 million despite the impact of unfavorable foreign exchange rates. In constant currency, our consolidated sales grew to \$284.5 million for the year. This growth was on top of the strong 17 percent growth achieved in fiscal 2022, which benefited from strong sales performance and comparison with a pandemic-impacted fiscal 2021. Our sales in fiscal 2023 increased primarily due to strong sales of subscription and subscription services in both of our Enterprise and Education Divisions. Despite unfavorable exchange rates and some challenging macroeconomic factors during fiscal 2023, our AAP and *Leader in Me* membership revenues increased compared with the prior year and each of our operating segments were able to increase sales over the prior year. Our revenue growth in fiscal 2023 was driven primarily by a combination of contract renewals, expansions, new customers, and price increases. Enterprise Division sales for the year increased six percent, or \$11.3 million, to \$205.7 million compared

with \$194.4 million in fiscal 2022, and were driven primarily by increased AAP revenues, improved international direct office sales, and increased licensee revenues. All Access Pass subscription and subscription services sales grew nine percent in fiscal 2023, international direct office sales increased six percent, or \$1.9 million, and licensee revenues increased 10 percent, or \$1.1 million, compared with fiscal 2022. Fiscal 2023 growth in Enterprise Division was impacted by foreign exchange and by a somewhat reduced number of onsite presentations in the third and fourth quarters, compared with a record number of onsite presentations in fiscal 2022. Education Division revenues increased 13 percent, or \$7.9 million, to \$69.7 million compared with \$61.9 million in fiscal 2022. Our Education Division subscription and subscription-related revenue, which primarily consists of the *Leader in Me* membership and consulting days invoiced with the *Leader in Me* online service, increased 13 percent compared with fiscal 2022.

At August 31, 2023, we had \$111.2 million of deferred revenue compared with \$102.4 million at August 31, 2022. Our deferred revenue noted above at August 31, 2023 and August 31, 2022 includes \$3.7 million and \$2.7 million, respectively, of deferred revenue that was classified as long-term based on expected recognition. Total deferred subscription revenue increased 12 percent to \$99.0 million at August 31, 2023 compared with \$88.1 million at August 31, 2022. Our unbilled deferred revenue at August 31, 2023 grew 34 percent to \$87.4 million compared with \$65.4 million at the end of fiscal 2022. At August 31, 2023, the sum of our deferred subscription revenue plus unbilled deferred subscription revenue grew 22 percent, or \$33.0 million, to \$186.4 million compared with \$153.4 million at August 31, 2022. Unbilled deferred revenue represents business that is contracted, but unbilled and therefore excluded from our balance sheet.

The following table sets forth our consolidated net sales by division and by reportable segment for the fiscal years indicated (in thousands):

YEAR ENDED AUGUST 31,	2023	% Change	2022	% Change	2021
Enterprise Division:					
Direct offices	\$194,021	6	\$183,845	15	\$159,608
International licensees	11,645	10	10,551	17	9,036
	205,666	6	194,396	15	168,644
Education Division	69,736	13	61,852	26	48,902
Corporate and other	5,119	(22)	6,593	(0)	6,622
Consolidated sales	\$280,521	7	\$262,841	17	\$224,168

Gross profit consists of net sales less the cost of services provided or the cost of goods sold. Our cost of sales includes the direct costs of delivering content onsite at client locations, including presenter costs; amortization of previously capitalized curriculum development costs; content royalties; materials used in the production of training products and related assessments; manufacturing labor costs; and freight. Gross profit may be affected by, among other things, the mix of services sold to clients, prices of materials, travel, labor rates, changes in product discount levels, and freight costs. Consolidated cost of sales in fiscal 2023 totaled \$67.0 million compared with \$60.9 million for fiscal 2022. Our gross profit for the fiscal year ended August 31, 2023 increased six percent, or \$11.6 million, to \$213.5 million, compared with \$201.9 million in fiscal 2022, and increased primarily due to increased sales as described above. Our gross margin in fiscal 2023 remained strong at 76.1 percent of sales compared with 76.8 percent in the prior year.

Our operating expenses in fiscal 2023 increased \$8.9 million compared with fiscal 2022 primarily due to a \$10.4 million increase in selling, general, and administrative (SG&A) expenses. Despite the increase in SG&A expenses, as a percentage of revenue, our SG&A expenses in fiscal 2023 decreased to 63.6 percent compared with 63.9 percent in fiscal 2022. Our SG&A expenses increased primarily due to increased associate costs resulting from new client-facing personnel and increased salaries; increased commissions on higher sales; a \$4.2 million increase in non-cash stock-based compensation expense; and increased travel expense. At August 31, 2023, we had 303 client partners compared with 300 at August 31, 2022.

Our fiscal 2023 income from operations improved 11 percent to \$26.4 million compared with \$23.7 million in the prior year. Fiscal 2023 pre-tax income increased 17 percent, or \$3.8 million, to \$25.9 million compared with \$22.1 million in fiscal 2022, reflecting the financial metrics noted above.

Our effective income tax rate for fiscal 2023 was approximately 31 percent compared with an effective income tax rate of approximately 16 percent in fiscal 2022. Our effective tax rate in fiscal 2022 was reduced primarily by a \$2.8 million reduction in the valuation allowance against our deferred income tax assets. Our effective rate in fiscal 2023 was higher than statutory rates primarily due to \$0.9 million of tax expense from non-deductible executive compensation.

Net income for the year ended August 31, 2023 was \$17.8 million, or \$1.24 per diluted share, compared with \$18.4 million, or \$1.27 per diluted share, in fiscal 2022. Our Adjusted EBITDA for fiscal 2023 increased 14 percent to \$48.1 million compared with \$42.2 million in fiscal 2022, reflecting the above-noted factors.

Further details regarding these items can be found in the comparative analysis of fiscal 2023 with fiscal 2022 as discussed within this Management's Discussion and Analysis.

Our liquidity, financial position, and capital resources remained strong during fiscal 2023. At August 31, 2023, we had \$38.2 million of cash, with no borrowings on our \$62.5 million revolving credit facility, even after spending \$35.6 million on purchases of our common stock during fiscal 2023, compared with \$60.5 million of cash, and no borrowings on our revolving credit facility, at August 31, 2022. Cash flows from operating activities remained strong and totaled \$35.7 million in fiscal 2023. For further information regarding our liquidity and cash flows, refer to the Liquidity and Capital Resources discussion found within this Management's Discussion and Analysis.

For a discussion of the results of operations and changes in financial condition for fiscal 2022 compared with fiscal 2021, refer to Part II, Item 7 *Management's Discussion and Analysis of Financial Condition and Results of Operations* in our fiscal 2022 Form 10-K, which was filed with the United States Securities and Exchange Commission on November 14, 2022.

Impact of the COVID-19 Pandemic on Our Financial Statements

The COVID-19 pandemic had a significant adverse impact on our financial results beginning in the third quarter of fiscal 2020 and lasting into early fiscal 2021. As individuals and businesses began adapting to pandemic-related circumstances in fiscal 2021, our business also began to recover. Driven primarily by previous changes to a subscription-based business model, we were able to quickly pivot to delivering content live-online and through our other digital modalities. As a result, our subscription service clients were able to access content and programs from remote locations, which allowed continued engagement of personnel and students during long periods of displacement from normal working or classroom conditions. The ability to deliver high-quality content to our clients, combined with adaptations to the pandemic and loosening restrictions provided a path to recovery beginning in fiscal 2021.

The momentum generated in fiscal 2021 continued into fiscal 2022 as our sales and profitability improved dramatically over fiscal 2021 and produced some of the best growth metrics in the Company's history due to strong subscription and subscription services growth and comparisons with pandemic-impacted financial results in fiscal 2021. The strong growth in fiscal 2022 set a solid foundation for continued success in fiscal 2023 as the effects of the pandemic waned in most of the world. However, our direct offices in China and Japan, and certain regions served by our international licensee partners continued to be adversely impacted from the lingering effects of the pandemic in fiscal 2023. For example, in the first two quarters of fiscal 2023, our sales in China were down 18 percent and in Japan were down four percent compared with fiscal 2022, primarily due to continued pandemic-related restrictions in those countries. However, as restrictions were lifted in the third and fourth quarters, China's sales improved and ended up 17 percent over fiscal 2022 and Japan was able to improve enough to end up even with fiscal 2022. While we are optimistic about the future in China, Japan, and certain other countries, we will continue to monitor developments related to the pandemic, and their actual and potential impacts on our financial position, results of operations, and liquidity.

Key Strategic Objectives

Our key strategic objectives for future growth remain largely unchanged from fiscal 2023. We believe following key strategic priorities will position us for continued growth in fiscal 2024 and in future years:

- ***Increase the Impact and Scale of Our Solutions*** – We intend to build the capabilities to dramatically increase the impact and scale of our solutions with significant investments in people, content, and technology. During fiscal 2024 and future periods, we expect to continue to hire new leaders, salespeople, and team members; offer new and refreshed content and solutions, including a significantly refreshed *7 Habits of Highly Effective People* offering in fiscal 2024 and new material for our *Leader in Me* program; make continued investments in our Impact Platform to continuously improve the user experience and to build in new technology; and work to integrate content, client personnel, and technology in a manner that will help our clients build winning cultures. We consistently seek to provide our clients world-class solutions, using the best technology, that will allow them to transform their organizations into high performing entities.
- ***Refresh our Brand and Messaging*** – We are focused on telling our story more broadly and powerfully, with the goal of helping significantly more people understand what we do and how we can help them. We recently launched a new brand that was designed to reflect our development into content and technology while retaining our connection to the principles that have driven our growth over the years. The new branding has brought more visitors to our website, registered more people for our marketing events, and generated more thought leadership guide downloads than ever before. We seek to increase the visibility of our services to a much larger audience and believe these efforts will provide added opportunities in the training marketplace.
- ***Accelerate the Flywheel*** – We seek to build on the momentum of our subscription businesses, which are centered around the All Access Pass in the Enterprise Division and the *Leader in Me* membership in the Education Division. During fiscal 2023, we significantly grew our billed and unbilled deferred subscription revenue and believe this growth provides a solid foundation for future sales activity. Additionally, we added the most new schools in our history and maintained a high level of school retention during the fiscal year. With millions of AAP users throughout thousands of organizations globally and many thousands of students in schools around the world, we believe that our growth and building momentum have established a strong foundation for future growth and accelerating the “flywheel” of results for our clients, associates, and shareholders.
- ***Invest in and Expand Our Culture*** – We believe that we are *the workplace of choice for achievers with heart*. During fiscal 2023 we sought to expand and improve our culture by integrating our corporate values into our associates’ work environment, focusing our teams on making a culture commitment, and standardizing our communication and collaboration toolset. We strive to maintain a culture that provides a great place to work and allows individuals to contribute their best talents and abilities. We believe this atmosphere produces better solutions for our clients and feelings of well-being and satisfaction for our associates. Through our efforts to improve our culture, we have made great progress in our diversity, equity, and inclusion initiatives and created a welcoming environment for the many new and talented associates that joined us during fiscal 2023.

We believe the pursuit of these strategic priorities will enable us to be the most trusted leadership company in the world by providing world-class solutions to our clients that will improve their organizations, by creating a rewarding and appealing environment for our associates, and by driving results that will provide return to our shareholders.

Other key factors that influence our operating results include: the number of organizations that are active customers; the number of people trained within those organizations; the continuation or renewal of existing services contracts, especially subscription renewals; the availability of budgeted training spending at our clients and prospective clients, which, in certain content categories, can be significantly influenced by general economic conditions; client satisfaction with our offerings and services; the number and productivity of our international licensee operations; and our ability to manage operating costs necessary to develop and provide meaningful offerings and related products to our clients.

Results of Operations

The following table sets forth, for the fiscal years indicated, the percentage of total sales represented by the line items through income before income taxes in our consolidated income statements. This table should be read in conjunction with the accompanying discussion and analysis, the consolidated financial statements, and the related notes to the consolidated financial statements (amounts in percentages).

YEAR ENDED AUGUST 31,	2023	2022	2021
Sales	100.0	100.0	100.0
Cost of sales	23.9	23.2	22.9
Gross profit	76.1	76.8	77.1
Selling, general, and administrative	63.6	64.0	68.5
Depreciation	1.5	1.9	2.8
Amortization	1.6	2.0	2.2
Total operating expenses	66.7	67.9	73.5
Income from operations	9.4	8.9	3.6
Interest income	0.4	—	—
Interest expense	(0.6)	(0.6)	(0.9)
Income before income taxes	9.2	8.4	2.7

FISCAL 2023 COMPARED WITH FISCAL 2022 RESULTS OF OPERATIONS

Enterprise Division

Direct Offices Segment

The Direct Office segment includes our sales personnel that serve clients in the United States and Canada; our directly owned international offices that serve clients in Japan, China, the United Kingdom, Ireland, Australia, New Zealand, Germany, Switzerland, and Austria; and other groups such as our government services office and books and audio sales. The following comparative information is for our Direct Offices segment for the periods indicated (in thousands):

	Fiscal Year Ended August 31, 2023	% of Sales	Fiscal Year Ended August 31, 2022	% of Sales	Change
Sales	\$194,021	100.0	\$183,845	100.0	\$10,176
Cost of sales	37,106	19.1	35,794	19.5	1,312
Gross profit	156,915	80.9	148,051	80.5	8,864
SG&A expenses	112,717	58.1	110,554	60.1	2,163
Adjusted EBITDA	\$ 44,198	22.8	\$ 37,497	20.4	\$ 6,701

For fiscal 2023, our Direct Office segment sales increased six percent to \$194.0 million compared with \$183.8 million in the prior year. In constant currency, our Direct Office sales for the year increased to \$197.5 million. Sales increased by six percent at each of our offices in the United States and Canada and international direct offices. During fiscal 2023 our AAP subscription and subscription related revenues increased nine percent over fiscal 2022. We remain confident that the strength and durability of our AAP offering, our principle-based content, and our subscription business model will help our clients solve difficult issues and will continue to drive growth in future periods despite increasing macroeconomic and geopolitical challenges. The sum of deferred subscription revenue on our balance sheet combined with unbilled multi-year contracts entered into, increased 22 percent, or \$33.0 million, to \$186.4 million, compared with \$153.4 million at August 31, 2022. We believe the continued increase in invoiced AAP and other subscription sales, which are initially recognized on the balance sheet, provide a strong base for continued revenue growth in future periods.

Over the previous several quarters, the performance of our international direct offices has been directly related to the level of recovery from the pandemic and corresponding business and social activity in each country. These ongoing pandemic issues materially impacted our China and Japan offices during fiscal 2023. During late fiscal 2022, China had a resurgence of COVID cases and enacted strict lockdown measures in response to the rise in cases. These lockdown measures, economic instability, and social unrest adversely impacted our China office during the first half of fiscal 2023 and led to significant reductions in comparative sales for those periods. However, during the third and fourth quarters of fiscal 2023, China sales improved sharply over the first half of fiscal 2023 and led to overall growth in our foreign direct offices. For fiscal 2023, sales through our Germany, Switzerland, and Austria office increased 22 percent and our China office sales increased 17 percent over fiscal 2022. Sales were flat at our other international direct offices. While we remain confident in our international direct offices' ability to grow in future periods, growth may continue to be hindered by unfavorable economic conditions and geopolitical issues in fiscal 2024. Foreign exchange rates had a \$3.5 million unfavorable impact on our Direct Office sales and a \$0.9 million unfavorable effect on operating income during fiscal 2023.

Gross Profit. Direct Office gross profit increased primarily due to sales growth as previously described. Direct Office gross margin remained strong in fiscal 2023, and was 80.9 percent compared with 80.5 percent in the prior year.

SG&A Expense. Direct Office SG&A expense for fiscal 2023 increased primarily due to increased associate costs, including new personnel and increased salaries, and increased commissions on higher sales.

International Licensees Segment

In foreign locations where we do not have a directly owned office, our training and consulting services are delivered through independent licensees. The following comparative information is for our international licensee operations in the periods indicated (in thousands):

	Fiscal Year Ended August 31, 2023	% of Sales	Fiscal Year Ended August 31, 2022	% of Sales	Change
Sales	\$11,645	100.0	\$10,551	100.0	\$1,094
Cost of sales	1,138	9.8	1,169	11.1	(31)
Gross profit	10,507	90.2	9,382	88.9	1,125
SG&A expenses	4,633	39.8	4,418	41.9	215
Adjusted EBITDA	\$ 5,874	50.4	\$ 4,964	47.0	\$ 910

Sales. Our international licensee revenues are primarily comprised of royalty revenues. During fiscal 2023 our licensee revenues increased primarily due to increased royalty revenues from certain licensees as economies in many of the countries where our licensees operate continue to recover from the pandemic. Compared with fiscal 2022, our royalty revenues increased 12 percent and our share of AAP revenues increased by five percent to \$1.5 million. We receive additional revenue from the international licensees for AAP sales to cover a portion of the costs of operating the AAP portal. We remain optimistic that our licensees' sales and our corresponding royalty revenues will continue to grow in future periods as licensee sales activity has nearly recovered to pre-pandemic levels and we expect the recovery to continue in fiscal 2024. However, difficult macroeconomic conditions, including unfavorable foreign exchange fluctuations, may negatively impact our licensees' operations and our reported royalty revenues in future periods. Foreign exchange rates had a \$0.5 million adverse impact on reported international licensee sales and operating results during fiscal 2023.

Gross Profit. Gross profit increased primarily due to increased royalty revenues as previously described. Gross margin remained strong at 90.2 percent compared with 88.9 percent in the prior year and improved due to the mix of revenue recognized during fiscal 2023.

SG&A Expense. International licensee SG&A expenses increased primarily due to additional spending on technology, development, and various other shared service costs.

Education Division

Our Education Division is comprised of our domestic and international Education practice operations, which are focused on sales to educational institutions, and includes our widely acclaimed *Leader in Me* program. The following comparative information is for our Education Division in the periods indicated (in thousands):

	Fiscal Year Ended August 31, 2023	% of Sales	Fiscal Year Ended August 31, 2022	% of Sales	Change
Sales	\$69,736	100.0	\$61,852	100.0	\$7,884
Cost of sales	25,318	36.3	20,646	33.4	4,672
Gross profit	44,418	63.7	41,206	66.6	3,212
SG&A expenses	36,992	53.0	32,798	53.0	4,194
Adjusted EBITDA	\$ 7,426	10.6	\$ 8,408	13.6	\$ (982)

Sales. Education Division sales in fiscal 2023 increased 13 percent, or \$7.9 million, primarily due to increased consulting, coaching, and training days delivered during the year, increased *Leader in Me* subscription revenue, and an increase in the number of Symposium conference events held. During fiscal 2023, the Education Division delivered nearly 1,100 more training and coaching days than during fiscal 2022, which are recognized as they are delivered. Education Annual membership subscription and subscription-related revenue increased 13 percent compared with the prior year primarily due to increased revenue from previously deferred training and coaching days, and Annual Membership sales resulting from new schools. Our focus on creating strategic partnerships with school districts is working well and we added 147 new district partnerships in fiscal 2023 compared with 65 new partnerships in fiscal 2022. These new district partnerships helped drive a record 791 new schools entering the *Leader in Me* program during fiscal 2023. We also held four Symposium conference events to promote the *Leader in Me* program during fiscal 2023 compared with only one in the prior year. Increased sales from coaching days delivered, new membership subscriptions, and Symposiums were partially offset by decreased materials sales. Starting in fiscal 2023, student leadership guides are now all available on the *Leader in Me* online service, rather than in paper-based format for an additional charge. Overall, we continue to be pleased with the strength of our Education Division sales and believe the building momentum from fiscal 2023 will continue into fiscal 2024 and in future periods; however, many *Leader in Me* schools have benefitted from funding obtained through the Elementary and Secondary School Emergency Relief (ESSER) Program. The ESSER program is currently set to expire in September 2024 and the potential reduction in available funding may have an adverse impact upon our Education Division. As of August 31, 2023, the *Leader in Me* program is used in over 3,500 schools in the United States and Canada, compared with over 3,300 schools at August 31, 2022.

Gross Profit. Education Division gross profit increased primarily due to increased sales as previously described. Education segment gross margin was 63.7 percent of sales compared with 66.6 percent in fiscal 2022 and declined primarily due to increased travel costs and change in the product mix sold during fiscal 2023. Approximately 96 percent of coaching and consulting days delivered in fiscal 2023 were live events compared with 82 percent in fiscal 2022.

SG&A Expenses. Education SG&A expenses increased primarily due to increased associate expenses from investments in new personnel, increased commissions on higher sales, changes to compensation plans, and increased travel costs compared with the prior year.

Other Operating Expense Items

Depreciation – Depreciation expense decreased \$0.6 million compared with fiscal 2022 primarily due to the full depreciation of certain assets during the fiscal year and reduced capital expenditures over the past couple of years. We currently expect depreciation expense will total approximately \$6.0 million in fiscal 2024. Our forecast depreciation expense is somewhat dependent on leasehold improvements that may be necessary to our corporate campus as we approach the end of the master lease agreement in fiscal 2025. Therefore, our depreciation expense may fluctuate from the current expectation.

Amortization – Amortization expense decreased \$0.9 million compared with the prior year due to the full amortization of certain intangible assets from previous business acquisitions. We currently expect amortization expense will total \$4.2 million during fiscal 2024.

Interest Income – Interest income increased \$1.0 million compared with fiscal 2022 primarily due to increased interest rates in late fiscal 2022 and in fiscal 2023, which improved our ability to earn interest income on our cash balances.

Interest Expense – Our interest expense during fiscal 2022 decreased \$0.1 million primarily due to reduced term loan debt and a reduced principal balance on our financing obligation (long-term lease on our corporate campus) compared with the prior year. However, rising interest rates during fiscal 2023 partially offset the benefit of lower debt balances during the fiscal year.

Income Taxes

Our effective income tax expense rate for the fiscal year ended August 31, 2023 was approximately 31 percent, compared with an income tax expense rate of approximately 16 percent in fiscal 2022. Our effective income tax rate for fiscal 2023 was higher than the statutory rate primarily due to tax expense of \$0.9 million for non-deductible executive compensation and \$0.4 million in tax differential on income subject to both U.S. and foreign taxes, which were partially offset by a \$0.4 million decrease in the valuation allowance against our deferred income tax assets. Our effective income tax rate for fiscal 2022 was lower than the statutory rate due primarily to a \$2.8 million decrease in the valuation allowance against our deferred income tax assets and a \$0.6 million benefit for share-based compensation deductions in excess of the corresponding book expense. These benefits were partially offset by tax expense of \$1.2 million for non-deductible executive compensation.

We paid \$3.3 million in cash for income taxes during fiscal 2023. We anticipate that our total cash paid for income taxes over the coming two to three years will be less than our total income tax provision to the extent we are able to utilize net operating loss carryforwards, foreign tax credit carryforwards, and other deferred income tax assets.

LIQUIDITY AND CAPITAL RESOURCES

Introduction

Our cash at August 31, 2023 totaled \$38.2 million, with no borrowings on our \$62.5 million revolving credit facility. Of our \$38.2 million of cash at August 31, 2023, \$12.0 million was held outside the U.S. by our foreign subsidiaries. We routinely repatriate cash from our foreign subsidiaries and consider cash generated from foreign activities a key component of our overall liquidity position. Our primary sources of liquidity are cash flows from the sale of services and products in the normal course of business and available proceeds from our credit facility. Our primary uses of liquidity include payments for operating activities, purchases of our common stock, debt payments, working capital expansion, capital expenditures (including curriculum development), business acquisitions, and contingent payments from previous business acquisitions.

The following table summarizes our cash flows from operating, investing, and financing activities for the past three years (in thousands):

YEAR ENDED AUGUST 31,	2023	2022	2021
Total cash provided by (used for):			
Operating activities	\$ 35,738	\$ 52,254	\$ 46,177
Investing activities	(13,550)	(5,331)	(14,315)
Financing activities	(44,179)	(32,670)	(11,479)
Effect of exchange rates on cash	(296)	(1,153)	(103)
Increase (decrease) in cash and cash equivalents	\$(22,287)	\$ 13,100	\$ 20,280

Our New Credit Agreement

On March 27, 2023, we entered into a new credit agreement (the 2023 Credit Agreement) with KeyBank National Association (KeyBank) leading a group of financial institutions (collectively, the Lenders), which replaced our previous credit agreement with JPMorgan Chase Bank, N.A. (the 2019 Credit Agreement). The 2023 Credit Agreement provides up to \$70.0 million in total credit, of which \$7.5 million was used to replace the outstanding term loan balance from the 2019 Credit Agreement. The remaining \$62.5 million is available as a revolving line of credit or for future term loans. Principal payments on the term loans consist of quarterly payments totaling \$1.25 million that are due and payable on the last business day of each March, June, September, and December until the term loan obligation is repaid. These term loan payment provisions are essentially the same as under the 2019 Credit Agreement. We believe the 2023 Credit Agreement will provide significant flexibility and financial resources to allow us to grow the business in future periods.

The 2023 Credit Agreement matures on March 27, 2028, and interest on term loan borrowings under the 2023 Credit Agreement is due and payable when the term loan principal payments are due and payable. Interest on all other borrowings is due and payable on the last day of each month. The interest rate for borrowings on the 2023 Credit Agreement is based on the Secured Overnight Financing Rate (SOFR) and is a tiered structure that varies according to the Leverage Ratio as defined 2023 Credit Agreement (refer to Note 6, *Secured Credit Agreement* to our consolidated financial statements for the interest rate structure).

As defined in the 2023 Credit Agreement, we are (i) required to maintain a Leverage Ratio of less than 3.00 to 1.00 and a Fixed Charge Coverage Ratio greater than 1.15 to 1.00; and (ii) we are restricted from making certain distributions to stockholders, including repurchases of common stock. However, we are permitted to make distributions, including through purchases of outstanding common stock, provided that we are in compliance with the Leverage Ratio and Fixed Charge Coverage Ratio financial covenants before and after such distribution. At August 31, 2023, we believe that we were in compliance with the terms and covenants contained in the 2023 Credit Agreement.

In addition to our term loan obligation and notes payable to the former owners of Strive Talent, Inc., we have a long-term lease on our corporate campus that is accounted for as a financing obligation. For further information on our debt and leasing obligations, refer to the notes to our consolidated financial statements as presented in Item 8 of this Form 10-K.

The following discussion is a description of the primary factors affecting our cash flows and their effects upon our liquidity and capital resources during the fiscal year ended August 31, 2023.

Cash Flows from Operating Activities

Our primary source of cash from operating activities was the sale of services to our customers in the normal course of business. Our primary uses of cash for operating activities were payments for SG&A expenses, to fund changes in working capital, payments for direct costs necessary to conduct training programs, and payments to suppliers for materials used in training manuals sold. Our cash provided by operating activities during fiscal 2023 was \$35.7 million compared with \$52.3 million in fiscal 2022. The difference was primarily attributable to changes in working capital during the year related to cash used to pay accounts payable and accrued liabilities plus the impact of changes in deferred revenue compared with the prior year. We expect these working capital changes will moderate in future periods and that our cash flows from operating activities will improve. During fiscal 2023 our collection of accounts receivable remained strong and provided the necessary cash to support our operations, pay our obligations, and make critical investments. We anticipate that our cash flows from operating activities will improve and remain strong during fiscal 2024 and in future periods.

Cash Flows from Investing Activities and Capital Expenditures

During fiscal 2023, our cash used for investing activities totaled \$13.6 million. Our primary uses of cash for investing activities consisted of additional investments in the development of our offerings and purchases of property and equipment in the normal course of business.

In fiscal 2023 we spent \$9.0 million on the development of our various offerings and related content. We believe continued investment in our offerings and content is key to future growth and the development of our subscription offerings. We currently expect that our capital spending for curriculum development will total \$7.1 million in fiscal 2024.

Our purchases of property and equipment during fiscal 2023 consisted primarily of computer software and hardware, and leasehold improvements on our corporate campus. We currently anticipate that our purchases of property and equipment will total \$8.0 million in fiscal 2024. Our purchases of property and equipment in fiscal 2024 are highly dependent upon leasehold improvements that may be necessary on our corporate campus as we approach the end of the master lease in fiscal 2025. Therefore, our capital expenditures for property and equipment may fluctuate from current expectations.

Cash Flows from Financing Activities

For the fiscal year ended August 31, 2023, our net cash used for financing activities totaled \$44.2 million. Our primary use of financing cash was \$35.6 million used to purchase shares of our common stock, which consisted of \$34.8 million used to purchase shares on the open market and \$0.8 million used to purchase shares withheld for statutory taxes on share-based compensation awards. Excluding the impact of transferring \$7.5 million of term loan debt from one lender to another, we used \$9.0 million of cash for principal payments on our notes payable and financing obligations, \$0.7 million to pay contingent consideration liabilities from previous business acquisitions, and \$0.4 million to pay loan origination and legal fees incurred for the 2023 Credit Agreement. Partially offsetting these uses of cash were \$1.5 million of proceeds from our Employee Stock Purchase Plan participants to purchase shares of stock during fiscal 2023.

On February 14, 2023, our Board of Directors approved a new plan to purchase up to \$50.0 million of our outstanding common stock. The previously existing common stock purchase plan was canceled, and the new common share purchase plan does not have an expiration date. At August 31, 2023, we have \$15.7 million remaining on the current purchase authorization.

Our uses of financing cash in future periods are expected to include required payments on our notes payable and financing obligations and may include purchases of our common stock. However, the timing and amount of common stock purchases is dependent on a number of factors, including available resources, and we are not obligated to make purchases of our common stock during any future period.

Sources of Cash and Liquidity

We expect to meet the obligations on our notes payable, service our existing financing obligation, pay for projected capital expenditures, and meet other obligations in fiscal 2024 and beyond from current cash balances and future cash flows from operating activities. Going forward, we will continue to incur costs necessary for the day-to-day operation of the business and may use additional credit and other financing alternatives, if necessary, for these expenditures. During fiscal 2023 we entered into a new five-year credit agreement which we expect to renew and amend on a regular basis to maintain the long-term borrowing capacity of this credit facility. Additional potential sources of liquidity available to us include factoring receivables, issuance of additional equity, or issuance of debt to public or private sources. If necessary, we will evaluate all of these options and select one or more of them depending on overall capital needs and the associated cost of capital.

We believe that our existing cash and cash equivalents, cash generated by operating activities, and the availability of external funds as described above, will be sufficient for us to maintain our operations for at least the upcoming 12 months. However, our ability to maintain adequate capital for our operations in the future is dependent upon a number of factors, including sales trends, macroeconomic activity, further business disruptions associated with the pandemic, our ability to contain costs, levels of capital expenditures, collection of accounts receivable, and other factors. Some of the factors that influence our operations are not within our control, such as general economic conditions and the introduction of new offerings or technology by our competitors. We will continue to monitor our liquidity position and may pursue additional financing alternatives, as described above, to maintain sufficient resources for future growth and capital requirements. However, there can be no assurance such financing alternatives will be available to us on acceptable terms, or at all.

Material Cash Requirements

We do not operate any manufacturing, mining, or other capital-intensive facilities, and we have not structured any special purpose entities, or participated in any commodity trading activities, which would expose us to potential undisclosed liabilities or create adverse consequences to our liquidity. However, we have cash expenditures and are subject to various contractual obligations that are required to run our business. Our material cash requirements include the following:

- **Associate and Consultant Compensation** – Associate and consultant compensation is our largest recurring use of cash. Our compensation plans for associates and delivery consultants include fixed (salaried) and variable elements as well as the cost of benefits, and may fluctuate with sales, financial results, and hiring/retention activity. During fiscal 2023, we expensed approximately \$172 million for associate and delivery consultant cash compensation. Associate compensation expense is included in SG&A expense and consultant compensation is included in our cost of sales. These associate costs include variable compensation such as commissions, incentives, and bonuses, and may fluctuate from year-to-year.
- **Content Development** – We believe that ongoing investment in our content and offerings is key to our future success. Our innovations group is responsible for the development of new content as well as refreshing and maintaining our existing content. Including capitalized development, we spent approximately \$11 million (excluding compensation discussed above) for the development and maintenance of our offerings and content in fiscal 2023.
- **Information Technology** – Our business is reliant on computer software and hardware. Our subscription service portals require ongoing development, recurring maintenance, and utilize various software. In addition, we utilize various software programs to run our business, including applications for customer resource management, general ledger, cybersecurity, spreadsheets, word processing, e-mail, etc. Including capitalized hardware and software, we spent approximately \$8 million for information technology software and hardware during fiscal 2023.
- **Income Taxes** – We are required to pay income taxes in the various jurisdictions where we operate. During fiscal 2023, we paid \$3.3 million in cash for income taxes during fiscal 2023. Our use of cash for income taxes in future periods depends upon our profitability and our ability to utilize tax assets such as net operating loss carryforwards and foreign income tax credits.
- **Contractual Obligations** – In addition to the expenses described above, which we believe are required to successfully run our business, we have other longer-term contractual obligations, which require additional cash payments. We have summarized our significant contractual obligations at August 31, 2023 in the following table (in thousands):

Description	Fiscal 2024	Fiscal 2025	Fiscal 2026	Fiscal 2027	Fiscal 2028	Thereafter	Total
Required lease payments on corporate campus	\$ 4,031	\$3,301	\$ —	\$—	\$—	\$—	\$ 7,332
Term loan payable to bank ⁽¹⁾	5,158	—	—	—	—	—	5,158
Strive contingent compensation ⁽²⁾	710	740	770	—	—	—	2,220
Strive note payable	835	835	835	—	—	—	2,505
Purchase obligations	3,265	—	—	—	—	—	3,265
Minimum operating lease payments	607	179	38	22	7	—	853
	\$14,606	\$5,055	\$1,643	\$22	\$ 7	\$—	\$21,333

- (1) Payment amounts shown include interest at 6.9 percent, which is the current rate on our term loan obligation under the 2023 Credit Agreement.
- (2) The payment of contingent consideration resulting from prior business acquisitions is based on current estimates and projections. We reassess the fair value of estimated contingent consideration payments each quarter based on available information. The actual payment of contingent consideration amounts may differ in amount and timing from those shown in the table.

CRITICAL ACCOUNTING ESTIMATES

Our consolidated financial statements were prepared in accordance with accounting principles generally accepted in the United States of America. The significant accounting policies that we used to prepare our consolidated financial statements are outlined primarily in Note 1 and in Note 2 (revenue recognition policies) to the consolidated financial statements, which are presented in Part II, Item 8 of this Form 10-K. Some of those accounting policies require us to make assumptions and use judgments that may affect the amounts reported in our consolidated financial statements. Management regularly evaluates its estimates and assumptions and bases those estimates and assumptions on historical experience, factors that are believed to be reasonable under the circumstances, and requirements under accounting principles generally accepted in the United States of America. Actual results may differ from these estimates under different assumptions or conditions, including changes in economic and political conditions and other circumstances that are not within our control, but which may have an impact on these estimates and our actual financial results.

The following items require the most significant judgment and often involve complex estimates:

Revenue Recognition

We account for revenue in accordance with Accounting Standards Update No. 2014-09, *Revenue from Contracts with Customers (Topic 606)*. For the All Access Pass, judgment is required to determine whether the intellectual property and web-based functionality and content are considered distinct and accounted for separately, or not distinct and accounted for together.

We have determined to account for the AAP as a single performance obligation and recognize the associated transaction price ratably over the term of the underlying contract beginning on the commencement date of each contract, which is the date the Company's platforms and resources are made available to the customer. This determination was reached after considering that our web-based functionality and content, in combination with our intellectual property, each represent inputs that transform into a combined output that represents the intended outcome of the AAP, which is to provide a continuously accessible, customized, and dynamic learning and development solution only accessible through the AAP platform.

Judgment is required to determine the stand-alone selling price (SSP) for each distinct performance obligation in a revenue contract. Where we have more than one distinct performance obligation, we must allocate the transaction price to each performance obligation based on its relative SSP. The SSP is the price which we would sell a promised product or service separately to a customer. In determining the SSP, we consider the size and volume of transactions, price lists, historical sales, and contract prices. We may modify our pricing from time-to-time in the future, which could result in changes to the SSP.

Stock-Based Compensation

Our shareholders have approved performance-based long-term incentive plans (LTIPs) that provide for grants of stock-based performance awards to certain managerial personnel and executive management as directed by the Organization and Compensation Committee of the Board of Directors. The number of common shares that are vested and issued to LTIP participants is variable and is based upon the achievement of specified performance objectives during defined service periods. Due to the variable number of common shares that may be issued under the LTIP, we reevaluate our LTIP grants on a quarterly basis and adjust the expected vesting dates and number of shares expected to be awarded based upon actual and estimated financial results of the Company compared with the performance goals set for the award. Adjustments to the number of shares awarded, and to the corresponding compensation expense, are made on a cumulative basis at the adjustment date based upon the new estimated probable number of common shares to be awarded.

The analysis of our LTIP awards contains uncertainties because we are required to make assumptions and judgments about the timing and/or the eventual number of shares that will vest in each LTIP grant. The assumptions and judgments that are essential to the analysis include forecasted sales and operating income levels during the LTIP service periods. These forecasted amounts may be difficult to predict over the life of the LTIP awards due to changes in our business, such as from the introduction of subscription-based services, or other external factors, such as the COVID-19 pandemic, and their impact on our financial results. Events such as these may leave some previously

approved performance measures obsolete or unattainable. The evaluation of LTIP performance awards and the corresponding use of estimated amounts may produce additional volatility in our consolidated financial statements as we record cumulative adjustments to the estimated service periods and number of common shares to be awarded under the LTIP grants as described above. For example, uncertainties associated with the impact of and expected recovery from the COVID-19 pandemic resulted in a significant reversal of previously recognized performance award stock-based compensation expense during fiscal 2020.

Accounts Receivable Valuation

Trade accounts receivable are recorded at the invoiced amount and do not bear interest. Our allowance for doubtful accounts calculations contain uncertainties because the calculations require us to make assumptions and judgments regarding the collectability of customer accounts, which may be influenced by a number of factors that are not within our control, such as the financial health of each customer. We regularly review the collectability assumptions of our allowance for doubtful accounts calculation and compare them against historical collections. Adjustments to the assumptions may either increase or decrease our total allowance for doubtful accounts and may adversely impact our financial results. For example, a 10 percent increase to our allowance for doubtful accounts at August 31, 2023 would decrease our reported income from operations by approximately \$0.4 million.

For further information regarding the calculation of our allowance for doubtful accounts, refer to the notes to our financial statements as presented in Item 8 of this Form 10-K.

Valuation of Indefinite-Lived Intangible Assets and Goodwill

Intangible assets that are deemed to have an indefinite life and goodwill balances are not amortized, but rather are tested for impairment on an annual basis, or more often if events or circumstances indicate that a potential impairment exists. The Covey trade name intangible asset originated from the merger with the Covey Leadership Center in 1997 and has been deemed to have an indefinite life. This intangible asset is quantitatively tested for impairment using the present value of estimated royalties on trade name related revenues, which consist primarily of training seminars and related products, and international licensee royalties.

Goodwill is recorded when the purchase price for a business acquisition exceeds the estimated fair value of the net tangible and identified intangible assets acquired. Under current accounting guidance, an annual or interim goodwill impairment test is performed by comparing the fair value of a reporting unit with its carrying amount, and an impairment charge is recognized for the amount by which the carrying amount exceeds the reporting unit's fair value.

We tested goodwill for impairment at August 31, 2023 at the reporting unit level using a qualitative approach. We determined that it was more likely than not that the fair value of each of our reporting units was more than their carrying values. This determination required judgment to estimate future cash flows and operating results and considered current operating results, expected future operating results, and various other factors such as macroeconomic conditions. Some of these factors are not within our control.

On an interim basis, we consider whether events or circumstances are present that may lead to the determination that goodwill may be impaired. These circumstances include, but are not limited to, the following:

- significant underperformance relative to historical or projected future operating results;
- significant change in the manner of our use of acquired assets or the strategy for the overall business;
- significant change in prevailing interest rates;
- significant negative industry or economic trend;
- significant change in market capitalization relative to book value; and/or
- significant negative change in market multiples of the comparable company set.

If, based on events or changing circumstances, we determine it is more likely than not that the fair value of a reporting unit does not exceed its carrying value, we would be required to test goodwill for impairment.

Determining the fair value of a reporting unit is judgmental in nature and involves the use of significant estimates and assumptions. These estimates and assumptions include revenue growth rates and operating margins used to calculate projected future cash flows, risk-adjusted discount rates, future economic and market conditions, and determination of appropriate market comparables. We base our fair value estimates on assumptions we believe to be reasonable, but that are unpredictable and inherently uncertain. Actual future results may differ from those estimates. In addition, we make certain judgments and assumptions in allocating shared assets and liabilities to determine the carrying values for each of our reporting units. The timing and frequency of our goodwill impairment tests are based on an ongoing assessment of events and circumstances that would indicate a possible impairment. Based on the results of our goodwill impairment analysis during fiscal 2023, we determined that no impairment existed at August 31, 2023, as we determined that it was more likely than not that each reportable operating segment's estimated fair value exceeded its carrying value. We will continue to monitor our goodwill and intangible assets for impairment and conduct formal tests when impairment indicators are present.

Impairment of Long-Lived Assets

Long-lived tangible assets and finite-lived intangible assets are reviewed for possible impairment whenever events or changes in circumstances indicate that the carrying amount of such assets may not be recoverable. We use an estimate of undiscounted future net cash flows of the assets over their remaining useful lives in determining whether the carrying value of the assets is recoverable. If the carrying values of the assets exceed the anticipated future cash flows of the assets, we calculate an impairment loss. The impairment loss calculation compares the carrying value of the asset to the asset's estimated fair value, which may be based upon discounted cash flows over the estimated remaining useful life of the asset. If we recognize an impairment loss, the adjusted carrying amount of the asset becomes its new cost basis, which is then depreciated or amortized over the remaining useful life of the asset. Impairment of long-lived assets is assessed at the lowest levels for which there are identifiable cash flows that are independent from other groups of assets.

Our impairment evaluation calculations contain uncertainties because they require us to make assumptions and apply judgment in order to estimate future cash flows, forecast the useful lives of the assets, and select a discount rate that reflects the risk inherent in future cash flows. Although we have not made any recent material changes to our long-lived assets impairment assessment methodology, if forecasts and assumptions used to support the carrying value of our long-lived tangible and finite-lived intangible assets change in the future, significant impairment charges could result that would adversely affect our results of operations and financial condition.

Acquisitions and Contingent Consideration Liabilities

We record acquisitions resulting in the consolidation of an enterprise using the purchase method of accounting. Under this method, the acquiring company records the assets acquired, including intangible assets that can be identified and named, and liabilities assumed based on their estimated fair values at the date of acquisition. The purchase price in excess of the fair value of the assets acquired and liabilities assumed is recorded as goodwill. If the assets acquired, net of liabilities assumed, are greater than the purchase price paid, then a bargain purchase has occurred and the Company will recognize the gain immediately in earnings. Among other sources of relevant information, we use independent appraisals or other valuations to assist in determining the estimated fair values of the assets and liabilities. Various assumptions are used in the determination of these estimated fair values including discount rates, market and volume growth rates, product or service selling prices, cost structures, royalty rates, and other prospective financial information.

Additionally, we are required to reassess the fair value of contingent consideration liabilities resulting from business acquisitions at each reporting period. Although subsequent changes to the contingent consideration liabilities do not affect the goodwill generated from the acquisition transaction, the valuation of expected contingent consideration often requires us to estimate future sales and/or profitability. These estimates require the use of numerous assumptions, many of which may change frequently and lead to increased or decreased operating income in future periods. For instance, during fiscal 2023 we recorded immaterial increases to the fair value of our contingent consideration liability compared with \$0.1 million of net increases in fiscal 2022 and \$0.2 million of increases during fiscal 2021. Business acquisitions in future periods may increase the volatility and amount of these charges. Changes to the fair value of contingent consideration liabilities are recorded as a component of SG&A expenses.

Income Taxes

We regularly evaluate our United States federal and various state and foreign jurisdiction income tax exposures. We account for certain aspects of our income tax provision using the provisions of ASC 740-10-05, which addresses the determination of whether tax benefits claimed or expected to be claimed on a tax return should be recorded in the financial statements. We may recognize the tax benefit from an uncertain tax position only if it is more likely than not that the tax position will be sustained upon examination by the taxing authorities, based on the technical merits of the position. The tax benefits recognized in the financial statements from such a position are measured based on the largest benefit that has a greater than 50 percent likelihood of being realized upon final settlement. The provisions of ASC 740-10-05 also provide guidance on de-recognition, classification, interest, and penalties on income taxes, accounting for income taxes in interim periods, and require increased disclosure of various income tax items. Taxes and penalties are components of our overall income tax provision.

We record previously unrecognized tax benefits in the financial statements when it becomes more likely than not (greater than a 50 percent likelihood) that the tax position will be sustained. To assess the probability of sustaining a tax position, we consider all available evidence. In many instances, sufficient positive evidence may not be available until the expiration of the statute of limitations for audits by taxing jurisdictions, at which time the entire benefit will be recognized as a discrete item in the applicable period.

Our unrecognized tax benefits result from uncertain tax positions about which we are required to make assumptions and apply judgment to estimate the exposures associated with our various tax filing positions. The calculation of our income tax provision or benefit, as applicable, requires estimates of future taxable income or losses. During the course of the fiscal year, these estimates are compared to actual financial results and adjustments may be made to our tax provision or benefit to reflect these revised estimates. Our effective income tax rate is also affected by changes in tax law and the results of tax audits by various jurisdictions. Although we believe that our judgments and estimates discussed herein are reasonable, actual results could differ, and we could be exposed to losses or gains that could be material.

We establish valuation allowances for deferred tax assets when we estimate it is more likely than not that the tax assets will not be realized. The determination of whether valuation allowances are needed on our deferred income tax assets contains uncertainties because we must project future income, including the use of tax-planning strategies, by individual tax jurisdictions. Changes in industry and economic conditions and the competitive environment may impact the accuracy of our projections. We regularly assess the likelihood that our deferred tax assets will be realized and determine if adjustments to our valuation allowance are necessary. These evaluations may produce additional volatility in our tax provision or benefit, net income or loss, and earnings or loss per share. For example, in consideration of the relevant accounting guidance, we reevaluated our deferred tax assets during fiscal 2020 and considered both positive and negative evidence in determining whether it is more likely than not that some portion or all of our deferred tax assets will be realized. Because of the cumulative pre-tax losses over the past three fiscal years, combined with the expected continued disruptions and negative impact to our business resulting from uncertainties related to the recovery from the pandemic, we were unable to overcome accounting guidance indicating that it is more-likely-than-not that insufficient taxable income will be available to realize all of our deferred tax assets before they expire, which are primarily foreign tax credit carryforwards and a portion of our net operating loss carryforwards. Accordingly, we increased the valuation allowance against our deferred tax assets in fiscal 2020. Due to better-than-expected results in fiscal 2022 and 2021, we reversed a substantial portion of these valuation allowances in those years.

RECENT ACCOUNTING PRONOUNCEMENTS

Refer to Note 1 to the consolidated financial statements for information on recent accounting pronouncements.

REGULATORY COMPLIANCE

We are registered in states in which we do business that have a sales tax and we collect and remit sales or use tax on sales made in these jurisdictions. Compliance with environmental laws and regulations (including new laws and regulations relating to climate change) has not had a material effect on our operations. We believe we are in compliance with applicable governmental regulations in the United States and the countries in which we operate.

SAFE HARBOR STATEMENT UNDER THE PRIVATE SECURITIES LITIGATION REFORM ACT OF 1995

Certain statements made by the Company in this report are “forward-looking statements” within the meaning of the Private Securities Litigation Reform Act of 1995 and Section 21E of the Securities Exchange Act of 1934 as amended (the Exchange Act). Forward-looking statements include, without limitation, any statement that may predict, forecast, indicate, or imply future results, performance, or achievements, and may contain words such as “believe,” “anticipate,” “expect,” “estimate,” “project,” or words or phrases of similar meaning. In our reports and filings we may make forward-looking statements regarding, among other things, our expectations about future sales levels and financial results, expected effects from the COVID-19 pandemic, including effects on how we conduct our business and our results of operations, the timing and duration of the recovery from the COVID-19 pandemic, future training and consulting sales activity, expected benefits from the All Access Pass and the electronic delivery of our content, anticipated renewals of subscription offerings, the impact of new accounting standards on our financial condition and results of operations, the amount and timing of capital expenditures, anticipated expenses, including SG&A expenses, depreciation, and amortization, future gross margins, the release of new services or products, the adequacy of existing capital resources, our ability to renew or extend our line of credit facility, the amount of cash expected to be paid for income taxes, our ability to maintain adequate capital for our operations for at least the upcoming 12 months, the seasonality of future sales, future compliance with the terms and conditions of our line of credit, the ability to borrow on our line of credit, expected collection of accounts receivable, estimated capital expenditures, and cash flow estimates used to determine the fair value of long-lived assets. These, and other forward-looking statements, are subject to certain risks and uncertainties that may cause actual results to differ materially from the forward-looking statements. These risks and uncertainties are disclosed from time to time in reports filed by us with the SEC, including reports on Forms 8-K, 10-Q, and 10-K. Such risks and uncertainties include, but are not limited to, the matters discussed in Item 1A of this annual report on Form 10-K for the fiscal year ended August 31, 2023, entitled “Risk Factors.” In addition, such risks and uncertainties may include unanticipated developments in any one or more of the following areas: cybersecurity risks; unanticipated costs or capital expenditures; delays or unanticipated outcomes relating to our strategic plans; dependence on existing products or services; the rate and consumer acceptance of new product introductions, including the All Access Pass and Impact Platform; competition; the impact of foreign exchange rates; the number and nature of customers and their product orders, including changes in the timing or mix of product or training orders; pricing of our products and services and those of competitors; adverse publicity; and other factors which may adversely affect our business.

The risks included here are not exhaustive. Other sections of this report may include additional factors that could adversely affect our business and financial performance. Moreover, we operate in a very competitive and rapidly changing environment. New risk factors may emerge and it is not possible for our management to predict all such risk factors, nor can we assess the impact of all such risk factors on our business or the extent to which any single factor, or combination of factors, may cause actual results to differ materially from those contained in forward-looking statements. Given these risks and uncertainties, investors should not rely on forward-looking statements as a prediction of actual results.

The market price of our common stock has been and may remain volatile. In addition, the stock markets in general have experienced increased volatility. Factors such as quarter-to-quarter variations in revenues and earnings or losses and our failure to meet expectations could have a significant impact on the market price of our common stock. In addition, the price of our common stock can change for reasons unrelated to our performance. Due to our relatively low market capitalization, the price of our common stock may also be affected by conditions such as a lack of analyst coverage and fewer potential investors.

Forward-looking statements are based on management's expectations as of the date made, and the Company does not undertake any responsibility to update any of these statements in the future except as required by law. Actual future performance and results will differ and may differ materially from that contained in or suggested by forward-looking statements as a result of the factors set forth in this Management's Discussion and Analysis of Financial Condition and Results of Operations and elsewhere in our filings with the SEC.

ITEM 7A. QUANTITATIVE AND QUALITATIVE DISCLOSURES ABOUT MARKET RISK

Market Risk of Financial Instruments

We are exposed to financial instrument market risk primarily through fluctuations in foreign currency exchange rates and interest rates. To manage risks associated with foreign currency exchange and interest rates, we may make limited use of derivative financial instruments. Derivatives are financial instruments that derive their value from one or more underlying financial instruments. As a matter of policy, our derivative instruments are entered into for periods consistent with the related underlying exposures and do not constitute positions that are independent of those exposures. In addition, we do not enter into derivative contracts for trading or speculative purposes, nor are we party to any leveraged derivative instrument. During the fiscal years ended August 31, 2023, 2022, and 2021, we were not party to any foreign exchange contracts, interest rate swap agreements, or similar derivative instruments.

Foreign Exchange Sensitivity

Due to the global nature of our operations, we are subject to risks associated with transactions that are denominated in currencies other than the United States dollar, as well as the effects of translating amounts denominated in foreign currencies to United States dollars as a normal part of the reporting process. The objective of our foreign currency risk management activities is to reduce foreign currency risk in the consolidated financial statements. In order to manage foreign currency risks, we may make limited use of foreign currency forward contracts and other foreign currency related derivative instruments.

Interest Rate Sensitivity

At August 31, 2023, our long-term obligations primarily consisted of a term loan payable, a long-term lease agreement (financing obligation) on our corporate headquarters facility, fixed-rate notes payable from the purchase of Strive Talent, Inc., and deferred payments and potential contingent consideration resulting from previous business acquisitions. Since most of our long-term obligations have a fixed interest rate, our overall interest rate sensitivity is primarily influenced by any amounts borrowed on our term loan and revolving line of credit facility, and the prevailing interest rates on these instruments. The effective interest rate on our term loans payable and line of credit facility is variable and was 6.9 percent at August 31, 2023. If interest rates continue to increase, we will incur additional interest expense on our variable-rate loans in future periods. For example, a one percent increase in the effective interest rate on our unpaid term loan balance at August 31, 2023 would result in approximately \$23,000 of additional interest expense over the next 12 months. Our financing obligation has a payment structure equivalent to a long-term leasing arrangement with a fixed interest rate of 7.7 percent.

ITEM 8. FINANCIAL STATEMENTS AND SUPPLEMENTARY DATA

REPORT OF INDEPENDENT REGISTERED PUBLIC ACCOUNTING FIRM

To the shareholders and the Board of Directors of Franklin Covey Co.

Opinion on Internal Control over Financial Reporting

We have audited the internal control over financial reporting of Franklin Covey and subsidiaries (the "Company") as of August 31, 2023, based on criteria established in *Internal Control — Integrated Framework (2013)* issued by the Committee of Sponsoring Organizations of the Treadway Commission (COSO). In our opinion, the Company maintained, in all material respects, effective internal control over financial reporting as of August 31, 2023, based on criteria established in *Internal Control — Integrated Framework (2013)* issued by COSO.

We have also audited, in accordance with the standards of the Public Company Accounting Oversight Board (United States) (PCAOB), the consolidated financial statements as of and for the year ended August 31, 2023, of the Company and our report dated November 13, 2023, expressed an unqualified opinion on those financial statements.

Basis for Opinion

The Company's management is responsible for maintaining effective internal control over financial reporting and for its assessment of the effectiveness of internal control over financial reporting, included in the accompanying Management's Report on Internal Control over Financial Reporting. Our responsibility is to express an opinion on the Company's internal control over financial reporting based on our audit. We are a public accounting firm registered with the PCAOB and are required to be independent with respect to the Company in accordance with the U.S. federal securities laws and the applicable rules and regulations of the Securities and Exchange Commission and the PCAOB.

We conducted our audit in accordance with the standards of the PCAOB. Those standards require that we plan and perform the audit to obtain reasonable assurance about whether effective internal control over financial reporting was maintained in all material respects. Our audit included obtaining an understanding of internal control over financial reporting, assessing the risk that a material weakness exists, testing and evaluating the design and operating effectiveness of internal control based on the assessed risk, and performing such other procedures as we considered necessary in the circumstances. We believe that our audit provides a reasonable basis for our opinion.

Definition and Limitations of Internal Control over Financial Reporting

A company's internal control over financial reporting is a process designed to provide reasonable assurance regarding the reliability of financial reporting and the preparation of financial statements for external purposes in accordance with generally accepted accounting principles. A company's internal control over financial reporting includes those policies and procedures that (1) pertain to the maintenance of records that, in reasonable detail, accurately and fairly reflect the transactions and dispositions of the assets of the company; (2) provide reasonable assurance that transactions are recorded as necessary to permit preparation of financial statements in accordance with generally accepted accounting principles, and that receipts and expenditures of the company are being made only in accordance with authorizations of management and directors of the company; and (3) provide reasonable assurance regarding prevention or timely detection of unauthorized acquisition, use, or disposition of the company's assets that could have a material effect on the financial statements.

Because of its inherent limitations, internal control over financial reporting may not prevent or detect misstatements. Also, projections of any evaluation of effectiveness to future periods are subject to the risk that controls may become inadequate because of changes in conditions, or that the degree of compliance with the policies or procedures may deteriorate.

Deloitte + Touche LLP

Salt Lake City, Utah
November 13, 2023

REPORT OF INDEPENDENT REGISTERED PUBLIC ACCOUNTING FIRM

To the shareholders and the Board of Directors of Franklin Covey Co.

Opinion on the Financial Statements

We have audited the accompanying consolidated balance sheets of Franklin Covey Co. and subsidiaries (the "Company") as of August 31, 2023 and 2022, the related consolidated income statements and statements of comprehensive income, shareholders' equity, and cash flows, for each of the three years in the period ended August 31, 2023, and the related notes (collectively referred to as the "financial statements"). In our opinion, the financial statements present fairly, in all material respects, the financial position of the Company as of August 31, 2023 and 2022, and the results of its operations and its cash flows for each of the three years in the period ended August 31, 2023, in conformity with accounting principles generally accepted in the United States of America.

We have also audited, in accordance with the standards of the Public Company Accounting Oversight Board (United States) (PCAOB), the Company's internal control over financial reporting as of August 31, 2023, based on criteria established in *Internal Control — Integrated Framework (2013)* issued by the Committee of Sponsoring Organizations of the Treadway Commission and our report dated November 13, 2023, expressed an unqualified opinion on the Company's internal control over financial reporting.

Basis for Opinion

These financial statements are the responsibility of the Company's management. Our responsibility is to express an opinion on the Company's financial statements based on our audits. We are a public accounting firm registered with the PCAOB and are required to be independent with respect to the Company in accordance with the U.S. federal securities laws and the applicable rules and regulations of the Securities and Exchange Commission and the PCAOB.

We conducted our audits in accordance with the standards of the PCAOB. Those standards require that we plan and perform the audit to obtain reasonable assurance about whether the financial statements are free of material misstatement, whether due to error or fraud. Our audits included performing procedures to assess the risks of material misstatement of the financial statements, whether due to error or fraud, and performing procedures that respond to those risks. Such procedures included examining, on a test basis, evidence regarding the amounts and disclosures in the financial statements. Our audits also included evaluating the accounting principles used and significant estimates made by management, as well as evaluating the overall presentation of the financial statements. We believe that our audits provide a reasonable basis for our opinion.

Critical Audit Matter

The critical audit matter communicated below is a matter arising from the current-period audit of the financial statements that was communicated or required to be communicated to the audit committee and that (1) relates to accounts or disclosures that are material to the financial statements and (2) involved our especially challenging, subjective, or complex judgments. The communication of critical audit matters does not alter in any way our opinion on the financial statements, taken as a whole, and we are not, by communicating the critical audit matter below, providing a separate opinion on the critical audit matter or on the accounts or disclosures to which it relates.

Revenue Recognition – Refer to Note 2 to the Financial Statements

Critical Audit Matter Description

The Company recognizes revenue upon the transfer of control of promised products and services to customers in an amount equal to the consideration expected to be received in exchange for those products and services. The Company's *Leader in Me* subscription offering contracts often include promises to transfer multiple products or services to a customer that are considered distinct performance obligations that should be accounted for separately. The transaction price is allocated to each performance obligation on a relative standalone selling price (SSP) basis. The SSP is the price which the Company would sell a promised product or service separately to a customer. In determining the SSP, the Company considers the size and volume of transactions, price lists, historical sales, and contract prices.

Given the increased extent of audit effort in evaluating management's judgments in determining SSP, we identified the determination of SSP for the *Leader in Me* membership offerings as a critical audit matter.

How the Critical Audit Matter Was Addressed in the Audit

Our audit procedures related to the Company's determination of SSP for these performance obligations, included the following, among others:

- We tested the effectiveness of internal controls over the determination of SSP.
- We selected a sample of customer agreements and performed the following:
 - Obtained and read customer contracts and invoices for each selection to evaluate if relevant contractual terms have been appropriately considered by management.
 - Assessed the terms in the customer agreement and evaluated the appropriateness of management's application of their accounting policies, along with their use of estimates, in the determination of revenue recognition conclusions.
 - Assessed the reasonableness of management's estimates of stand-alone selling prices for products and services and the allocation of the transaction price to identified performance obligations determined on a relative stand-alone selling basis.
 - Tested the mathematical accuracy of management's calculations of revenue and the associated timing of revenue recognized in the financial statements.

Deloitte + Touche LLP

Salt Lake City, Utah
November 13, 2023

We have served as the Company's auditor since 2016.

FRANKLIN COVEY CO. CONSOLIDATED BALANCE SHEETS

AUGUST 31,	2023	2022
<i>In thousands, except per-share data</i>		
ASSETS		
Current assets:		
Cash and cash equivalents	\$ 38,230	\$ 60,517
Accounts receivable, less allowance for doubtful accounts of \$3,790 and \$4,492	81,935	72,561
Inventories	4,213	3,527
Prepaid expenses	4,401	4,711
Other current assets	16,238	14,567
Total current assets	145,017	155,883
Property and equipment, net	10,039	9,798
Intangible assets, net	40,511	44,833
Goodwill	31,220	31,220
Deferred income tax assets	1,661	4,686
Other long-term assets	17,471	12,735
	\$245,919	\$259,155
LIABILITIES AND SHAREHOLDERS' EQUITY		
Current liabilities:		
Current portion of notes payable	\$ 5,835	\$ 5,835
Current portion of financing obligation	3,538	3,199
Accounts payable	6,501	10,864
Deferred subscription revenue	95,386	85,543
Other deferred revenue	12,137	14,150
Accrued liabilities	28,252	34,205
Total current liabilities	151,649	153,796
Notes payable, less current portion	1,535	7,268
Financing obligation, less current portion	4,424	7,962
Other liabilities	7,617	7,116
Deferred income tax liabilities	2,040	199
Total liabilities	167,265	176,341
Commitments and contingencies (Note 10)		
Shareholders' equity:		
Common stock, \$.05 par value; 40,000 shares authorized, 27,056 shares issued	1,353	1,353
Additional paid-in capital	232,373	220,246
Retained earnings	99,802	82,021
Accumulated other comprehensive loss	(987)	(542)
Treasury stock at cost, 13,974 shares and 13,203 shares	(253,887)	(220,264)
Total shareholders' equity	78,654	82,814
	\$245,919	\$259,155

See accompanying notes to consolidated financial statements.

FRANKLIN COVEY CO. CONSOLIDATED INCOME STATEMENTS AND STATEMENTS OF COMPREHENSIVE INCOME

YEAR ENDED AUGUST 31,	2023	2022	2021
<i>In thousands, except per-share amounts</i>			
Net sales	\$280,521	\$262,841	\$224,168
Cost of sales	67,031	60,929	51,266
Gross profit	213,490	201,912	172,902
Selling, general, and administrative	178,516	168,069	153,605
Depreciation	4,271	4,903	6,190
Amortization	4,342	5,266	5,006
Income from operations	26,361	23,674	8,101
Interest income	1,091	65	73
Interest expense	(1,583)	(1,675)	(2,099)
Income before income taxes	25,869	22,064	6,075
Benefit (provision) for income taxes	(8,088)	(3,634)	7,548
Net income	\$ 17,781	\$ 18,430	\$ 13,623
Net income per share:			
Basic	\$ 1.30	\$ 1.30	\$ 0.97
Diluted	1.24	1.27	0.96
Weighted average number of common shares:			
Basic	13,640	14,147	14,090
Diluted	14,299	14,555	14,143
COMPREHENSIVE INCOME:			
Net income	\$ 17,781	\$ 18,430	\$ 13,623
Foreign currency translation adjustments, net of income tax benefit (provision) of \$(80), \$176, and \$11	(445)	(1,251)	68
Comprehensive income	\$ 17,336	\$ 17,179	\$ 13,691

See accompanying notes to consolidated financial statements.

FRANKLIN COVEY CO. CONSOLIDATED STATEMENTS OF CASH FLOWS

YEAR ENDED AUGUST 31,	2023	2022	2021
<i>In thousands</i>			
CASH FLOWS FROM OPERATING ACTIVITIES			
Net income	\$ 17,781	\$ 18,430	\$ 13,623
Adjustments to reconcile net income to net cash provided by operating activities:			
Depreciation and amortization	8,613	10,169	11,196
Amortization of capitalized curriculum development costs	3,084	3,354	3,445
Deferred income taxes	4,748	121	(9,790)
Stock-based compensation expense	12,520	8,286	8,617
Change in the fair value of contingent consideration liabilities	7	68	193
Amortization of right-of-use operating lease assets	834	913	1,003
Changes in assets and liabilities, net of effect of acquired businesses:			
Increase in accounts receivable, net	(9,452)	(2,406)	(14,266)
Decrease (increase) in inventories	(692)	(1,048)	463
Increase in prepaid expenses and other assets	(88)	(2,692)	(880)
Increase (decrease) in accounts payable and accrued liabilities	(9,541)	4,358	14,372
Increase in deferred revenue	8,806	14,245	19,788
Increase (decrease) in income taxes payable/receivable	(195)	138	273
Decrease in other liabilities	(687)	(1,682)	(1,860)
Net cash provided by operating activities	35,738	52,254	46,177
CASH FLOWS FROM INVESTING ACTIVITIES			
Purchases of property and equipment	(4,515)	(3,177)	(1,602)
Capitalized curriculum development costs	(9,035)	(2,154)	(2,504)
Acquisition of businesses, net of cash acquired	—	—	(10,209)
Net cash used for investing activities	(13,550)	(5,331)	(14,315)
CASH FLOWS FROM FINANCING ACTIVITIES			
Proceeds from term notes payable financing	7,500	—	—
Principal payments on notes payable	(13,335)	(5,835)	(5,000)
Principal payments on financing obligation	(3,199)	(2,887)	(2,600)
Purchases of common stock for treasury	(35,555)	(23,850)	(2,971)
Payment of contingent consideration liabilities	(736)	(1,434)	(1,981)
Cash paid for new secured credit agreement	(393)	—	—
Proceeds from sales of common stock held in treasury	1,539	1,336	1,073
Net cash used for financing activities	(44,179)	(32,670)	(11,479)
Effect of foreign currency exchange rates on cash and cash equivalents	(296)	(1,153)	(103)
Net increase (decrease) in cash and cash equivalents	(22,287)	13,100	20,280
Cash and cash equivalents at beginning of the year	60,517	47,417	27,137
Cash and cash equivalents at end of the year	\$ 38,230	\$ 60,517	\$ 47,417
Supplemental disclosure of cash flow information:			
Cash paid for income taxes	\$ 3,308	\$ 3,210	\$ 1,766
Cash paid for interest	1,501	1,655	2,069
Non-cash investing and financing activities:			
Purchases of property and equipment financed by accounts payable	\$ 548	\$ 529	\$ 399

See accompanying notes to consolidated financial statements.

**FRANKLIN COVEY CO.
CONSOLIDATED STATEMENTS OF SHAREHOLDERS' EQUITY**

	Common Stock Shares	Common Stock Amount	Additional Paid-In Capital	Retained Earnings	Accumulated Other Comprehensive Income (Loss)	Treasury Stock Shares	Treasury Stock Amount
<i>In thousands</i>							
Balance at August 31, 2020	27,056	\$ 1,353	\$ 211,920	\$ 49,968	\$ 641	(13,175)	\$ (204,429)
Issuance of common stock from treasury			(5,213)			405	6,286
Purchase of treasury shares						(147)	(2,971)
Unvested share award			(436)			28	436
Stock-based compensation			8,617				
Cumulative translation adjustments					68		
Net income				13,623			
Balance at August 31, 2021	27,056	1,353	214,888	63,591	709	(12,889)	(200,678)
Issuance of common stock from treasury			(2,719)			258	4,055
Purchase of treasury shares						(585)	(23,850)
Unvested share award			(209)			13	209
Stock-based compensation			8,286				
Cumulative translation adjustments					(1,251)		
Net income				18,430			
Balance at August 31, 2022	27,056	1,353	220,246	82,021	(542)	(13,203)	(220,264)
Issuance of common stock from treasury			(127)			98	1,666
Purchase of treasury shares						(885)	(35,555)
Unvested share award			(266)			16	266
Stock-based compensation			12,520				
Cumulative translation adjustments					(445)		
Net income				17,781			
Balance at August 31, 2023	27,056	\$1,353	\$232,373	\$99,802	\$ (987)	(13,974)	\$(253,887)

See accompanying notes to consolidated financial statements.

FRANKLIN COVEY CO.

NOTES TO CONSOLIDATED FINANCIAL STATEMENTS

1. NATURE OF OPERATIONS AND SUMMARY OF SIGNIFICANT ACCOUNTING POLICIES

Franklin Covey Co. (hereafter referred to as we, us, our, or the Company) is a global company specializing in organizational performance improvement. We help individuals and organizations achieve results that require a change in human behavior and our mission is to “enable greatness in people and organizations everywhere.” We have some of the best-known offerings in the training industry, including a suite of individual-effectiveness and leadership-development training and products based on the best-selling books, *The 7 Habits of Highly Effective People*, *The Speed of Trust*, *The Leader In Me*, *The Four Disciplines of Execution*, and *Multipliers*, and proprietary content in the areas of Leadership, Execution, Productivity, Sales Performance, and Educational improvement. Our offerings are described in further detail at www.franklincovey.com and elsewhere in this report. Through our organizational research and curriculum development efforts, we seek to consistently create, develop, and introduce new services and products that help individuals and organizations achieve their own great purposes.

Fiscal Year

Our fiscal year ends on August 31 of each year and our fiscal quarters end on the last day of November, February, and May. Unless otherwise noted, references to fiscal years apply to the 12 months ended August 31 of the specified year.

Basis of Presentation

The accompanying consolidated financial statements include the accounts of the Company and our wholly owned subsidiaries, which consist of Franklin Development Corp., and our offices that serve clients in Japan, China, the United Kingdom, Ireland, Australia, New Zealand, Germany, Switzerland, and Austria. Intercompany balances and transactions are eliminated in consolidation.

Pervasiveness of Estimates

The preparation of financial statements in conformity with generally accepted accounting principles requires us to make estimates and assumptions that affect the reported amounts of assets, liabilities, shareholders' equity, revenues, and expenses. Actual results could differ from those estimates.

Reclassifications

Due to stock-based compensation adjustments and modifications resulting from uncertainties during the COVID-19 pandemic, we separately disclosed share-based compensation expense on our consolidated income statements in prior periods. During fiscal 2023 we returned to our normal presentation and reclassified share-based compensation expense as a component of selling, general, and administrative expense in the accompanying consolidated income statements. Refer to Note 13 for more information on our stock-based compensation instruments.

Cash and Cash Equivalents

Some of our cash is deposited with financial institutions located throughout the United States of America and at banks in foreign countries where we operate subsidiary offices, and at times may exceed insured limits. We consider all highly liquid debt instruments with an original maturity date of three months or less to be cash equivalents. Of our \$38.2 million in cash at August 31, 2023, \$12.0 million was held outside the U.S. by our foreign subsidiaries. We routinely repatriate cash from our foreign subsidiaries and consider cash generated from foreign activities a key component of our overall liquidity position.

Inventories

Inventories are stated at the lower of cost or net realizable value, cost being determined using the first-in, first-out method. Elements of cost in inventories generally include raw materials and direct labor. Cash flows from the sale of inventory are included in cash flows provided by operating activities in our consolidated statements of cash flows. Our inventories are comprised primarily of training materials, books, training-related accessories, and consisted of the following (in thousands):

AUGUST 31,	2023	2022
Finished goods	\$4,204	\$3,519
Raw materials	9	8
	\$4,213	\$3,527

Provision is made to reduce excess and obsolete inventories to their estimated net realizable value. In assessing the valuation of our inventories, we make judgments regarding future demand requirements and compare these estimates with current and committed inventory levels. Inventory requirements may change based on projected customer demand, training curriculum life-cycle changes, and other factors that could affect the valuation of our inventories.

Other Current Assets

Significant components of our other current assets were as follows (in thousands):

AUGUST 31,	2023	2022
Deferred commissions	\$14,426	\$12,598
Other current assets	1,812	1,969
	\$16,238	\$14,567

We defer commission expense on subscription-based sales and recognize the commission expense with the recognition of the corresponding revenue.

Property and Equipment

Property and equipment are recorded at cost. Depreciation expense, which includes depreciation on our corporate campus that is accounted for as a financing obligation (Note 8), is calculated using the straight-line method over the lesser of the expected useful life of the asset or the contracted lease period. We generally use the following depreciable lives for our major classifications of property and equipment:

Description	Useful Lives
Buildings	20 years
Machinery and equipment	5–7 years
Computer hardware and software	3–5 years
Furniture, fixtures, and leasehold improvements	5–7 years

Our property and equipment were comprised of the following (in thousands):

AUGUST 31,	2023	2022
Land and improvements	\$ 1,312	\$ 1,312
Buildings	30,038	30,038
Machinery and equipment	495	543
Computer hardware and software	28,948	26,030
Furniture, fixtures, and leasehold improvements	10,147	9,287
	70,940	67,210
Less accumulated depreciation	(60,901)	(57,412)
	\$ 10,039	\$ 9,798

We expense costs for repairs and maintenance as incurred. Gains and losses resulting from the sale of property and equipment are recorded in income from operations. Depreciation of capitalized subscription portal costs is included in depreciation expense in the accompanying consolidated income statements and statements of comprehensive income.

Impairment of Long-Lived Assets

Long-lived tangible assets and finite-lived intangible assets are reviewed for possible impairment whenever events or changes in circumstances indicate that the carrying amount of such assets may not be recoverable. We use an estimate of undiscounted future net cash flows of the assets over the remaining useful lives in determining whether the carrying value of the assets is recoverable. If the carrying values of the assets exceed the anticipated future cash flows of the assets, we recognize an impairment loss equal to the difference between the carrying values of the assets and their estimated fair values. Impairment of long-lived assets is assessed at the lowest levels for which there are identifiable cash flows that are independent from other groups of assets. The evaluation of long-lived assets requires us to use estimates of future cash flows. If forecasts and assumptions used to support the realizability of our long-lived tangible and finite-lived intangible assets change in the future, significant impairment charges could result that would adversely affect our results of operations and financial condition. There were no long-lived asset impairment charges during any of the periods presented in this report.

Indefinite-Lived Intangible Assets and Goodwill Impairment Testing

Intangible assets that are deemed to have an indefinite life and acquired goodwill are not amortized, but rather are tested for impairment on an annual basis or more often if events or circumstances indicate that a potential impairment exists. The Covey trade name intangible asset has been deemed to have an indefinite life. This intangible asset is tested for impairment using qualitative factors or the present value of estimated royalties on trade name related revenues, which consist primarily of training seminars and work sessions, international licensee sales, and related products. Based on the fiscal 2023 evaluation of the Covey trade name, we believe the fair value of the Covey trade name substantially exceeds its carrying value. No impairment charges were recorded against the Covey trade name during the periods presented in this report.

Goodwill is recorded when the purchase price for a business acquisition exceeds the estimated fair value of the net tangible and identified intangible assets acquired. We test goodwill for impairment each year on August 31 or upon the occurrence of events or changes in circumstances which indicate that goodwill may be impaired. Goodwill is assigned to our reporting units, which are our operating segments, where discrete financial information is available that is regularly reviewed by management to evaluate segment performance.

During the annual impairment testing process, we have the option to first perform a qualitative assessment (commonly referred to as Step Zero) over relative events and circumstances to determine whether it is more likely than not that the fair value of a reporting unit is less than its carrying value or to perform a quantitative assessment where we estimate the fair value of each reporting unit using both an income and market approach. At August 31, 2023, we completed a Step Zero assessment and concluded there were no indicators of impairment. Refer to Note 5, *Intangible Assets and Goodwill* for further information on our goodwill.

When we perform a quantitative analysis to assess the recoverability of our goodwill, we determine the estimated fair value of each reporting unit and compare it to the carrying value of the reporting unit, including goodwill. If the fair value is less than the carrying value of the net assets and related goodwill, an impairment charge is recognized for the difference. The estimated fair value of each reporting unit is calculated using a combination of the income approach (discounted cash flows) and the market approach (using market multiples derived from a set of companies with comparable market characteristics). The value estimated using a discounted cash flow model is weighted against the estimated value derived from the guideline company market approach method. This market approach method estimates the price reasonably expected to be realized from the sale of the reporting unit based on comparable companies. In developing the discounted cash flow analysis, our assumptions about future revenues and expenses, capital expenditures, and changes in working capital are based on our internal plan and assume a terminal growth rate thereafter. The discounted cash flow analysis is derived from valuation techniques in which one or more significant inputs are not observable and constitute Level 3 fair value measures.

Determining the fair value of a reporting unit is judgmental in nature and involves the use of significant estimates and assumptions. These estimates and assumptions include revenue growth rates and operating margins used to calculate projected future cash flows, risk-adjusted discount rates, future economic and market conditions, and determination of appropriate market comparables. We base our fair value estimates on assumptions we believe to be reasonable, but that are unpredictable and inherently uncertain. Actual future results may differ from those estimates.

Capitalized Curriculum Development Costs

During the normal course of business, we develop training courses and related materials that we sell to our clients. Capitalized curriculum development costs include certain expenditures to develop course materials such as video segments, course manuals, and other related materials. Our capitalized curriculum development spending in fiscal 2023, which totaled \$9.0 million, was primarily to create new and refreshed offerings and content for the AAP and new offerings for our Education practice. Our capitalized curriculum spending increased in fiscal 2023 primarily due to less-than-expected spending in fiscal 2022 and fiscal 2021 as several development projects were delayed or suspended in the wake of the pandemic. Curriculum costs are capitalized when there is a major revision to an existing course that requires a significant re-write of the course materials, or a significant investment in new curriculum. Costs incurred to maintain existing offerings are expensed when incurred. In addition, development costs incurred in the research and development of new offerings and software products to be sold, leased, or otherwise marketed are expensed as incurred until economic and technological feasibility have been established.

Capitalized development costs are amortized over three- to five-year useful lives, which are based on numerous factors, including expected cycles of major changes to our content. Capitalized curriculum development costs are reported as a component of other long-term assets in our consolidated balance sheets and totaled \$10.9 million and \$5.0 million at August 31, 2023 and 2022. Amortization of capitalized curriculum development costs is reported as a component of cost of sales in the accompanying consolidated income statements and statements of comprehensive income.

Accrued Liabilities

Significant components of our accrued liabilities were as follows (in thousands):

AUGUST 31,	2023	2022
Accrued compensation	\$17,974	\$20,608
Other accrued liabilities	10,278	13,597
	\$28,252	\$34,205

Contingent Consideration Payments from Business Acquisitions

Business acquisitions may include contingent consideration payments based on various future financial measures related to the acquired entity. Contingent consideration is required to be recognized at fair value as of the acquisition date. We estimate the fair value of these liabilities based on financial projections of the acquired company and estimated probabilities of achievement. Based on updated estimates and projections, the contingent consideration liabilities are adjusted at each reporting date to their estimated fair value. Changes in fair value subsequent to the acquisition date are reported in selling, general, and administrative expense in our consolidated income statements and statements of comprehensive income and may have a material impact on our operating results. Variations in the fair value of contingent consideration liabilities may result from changes in discount periods or rates, changes in the timing and amount of earnings estimates, and changes in probability assumptions with respect to the likelihood of achieving various payment criteria.

Foreign Currency Translation and Transactions

The functional currencies of our foreign operations are the reported local currencies. Translation adjustments result from translating our foreign subsidiaries' financial statements into United States dollars. The balance sheet accounts of our foreign subsidiaries are translated into United States dollars using the exchange rate in effect at the balance sheet dates. Revenues and expenses are translated using average exchange rates for each month during the fiscal year.

The resulting translation differences are recorded as a component of accumulated other comprehensive loss in shareholders' equity. Foreign currency transaction losses totaled \$0.1 million, \$0.5 million, and \$0.1 million for the fiscal years ended August 31, 2023, 2022, and 2021, respectively, and are included as a component of selling, general, and administrative expenses in our consolidated income statements and statements of comprehensive income.

Revenue Recognition

We account for revenue in accordance with Accounting Standards Update (ASU) No. 2014-09, *Revenue from Contracts with Customers (Topic 606)*. For further information on revenue recognition, refer to Note 2, *Revenue Recognition*.

Revenue is recognized as the net amount to be received after deducting estimated amounts for discounts and product returns.

Stock-Based Compensation

We record the compensation expense for all stock-based payments, including grants of stock options and the compensatory elements of our employee stock purchase plan, in our consolidated income statements and statements of comprehensive income based upon their fair values over the requisite service period. For more information on our stock-based compensation plans, refer to Note 13.

Shipping and Handling Fees and Costs

All shipping and handling fees billed to customers are recorded as a component of net sales. All costs incurred related to the shipping and handling of products are recorded in cost of sales.

Advertising Costs

Costs for advertising are expensed as incurred. Advertising costs included in selling, general, and administrative expenses totaled \$4.5 million, \$4.8 million, and \$4.0 million for the fiscal years ended August 31, 2023, 2022, and 2021.

Income Taxes

Our income tax provision has been determined using the asset and liability approach of accounting for income taxes. Under this approach, deferred income taxes represent the future tax consequences expected to occur when the reported amounts of assets and liabilities are recovered or paid. The income tax provision represents income taxes paid or payable for the current year plus the change in deferred taxes during the year. Deferred income taxes result from differences between the financial and tax bases of our assets and liabilities and are adjusted for tax rates and tax laws when changes are enacted. A valuation allowance is provided against deferred income tax assets when it is more likely than not that all or some portion of the deferred income tax assets will not be realized. Interest and penalties related to uncertain tax positions are recognized as components of income tax benefit or expense in our consolidated income statements and statements of comprehensive income.

We may recognize the tax benefit from an uncertain tax position only if it is more likely than not that the tax position will be sustained on examination by the taxing authorities based on the technical merits of the position. The tax benefits recognized in the financial statements from such a position are measured based on the largest benefit that has a greater than 50 percent likelihood of being realized upon ultimate settlement.

We provide for income taxes, net of applicable foreign tax credits, on temporary differences in our investment in foreign subsidiaries, which consist primarily of unrepatriated earnings.

Comprehensive Income

Comprehensive income includes changes to equity accounts that were not the result of transactions with shareholders. Comprehensive income is comprised of net income and other comprehensive income and loss items. Our other comprehensive income and losses generally consist of changes in the cumulative foreign currency translation adjustment, net of tax.

2. REVENUE RECOGNITION

We earn revenue from contracts with customers primarily through the delivery of our All Access Pass and the *Leader in Me* membership subscription offerings, through the delivery of training days and training course materials (whether digitally or in person), and through the licensing of rights to sell our content into geographic locations where the Company does not maintain a direct office. We also earn revenues from leasing arrangements that are not accounted for under Topic 606. Returns and refunds are generally immaterial, and we do not have any significant warranty obligations.

We recognize revenue upon the transfer of control of promised products and services to customers in an amount equal to the consideration we expect to receive in exchange for those products or services. Although rare, if the consideration promised in a contract includes variable amounts, we evaluate the estimate of variable consideration to determine whether the estimate needs to be constrained. We include the variable consideration in the transaction price only to the extent that it is probable a significant reversal of the amount of cumulative revenue recognized will not occur.

The Company determines the amount of revenue to be recognized through application of the following steps:

- Identification of the contract with a customer
- Identification of the performance obligations in the contract
- Determination of the transaction price
- Allocation of the transaction price to the performance obligations in the contract
- Recognition of revenue when the Company satisfies the performance obligations

Taxes assessed by a government authority that are collected from a customer are excluded from net revenue.

Subscription Revenues

Subscription revenues primarily relate to the Company's AAP and the *Leader in Me* membership offerings. We have determined that it is most appropriate to account for the AAP as a single performance obligation and recognize the associated transaction price ratably over the term of the underlying contract beginning on the commencement date of each contract, which is the date the Company's platforms and resources are made available to the customer. This determination was reached after considering that our web-based functionality and content, in combination with our intellectual property, each represent inputs that transform into a combined output that represents the intended outcome of the AAP, which is to provide a continuously accessible, customized, and dynamic learning and development solution only accessible through the AAP platform.

We typically invoice our customers annually upon execution of the contract or subsequent renewals. Amounts that have been invoiced are recorded in accounts receivable and in unearned revenue or revenue, depending on whether transfer of control has occurred.

Our *Leader in Me* membership offering is bifurcated into a portal membership obligation and a coaching delivery obligation. We have determined that it is appropriate to recognize revenue related to the portal membership over the term of the underlying contract and to recognize revenue from coaching as those services are performed. The combined contract amount is recorded in deferred subscription revenue until the performance obligations are satisfied. Any additional coaching or training days which are contracted independent of a *Leader in Me* membership are recorded as revenue in accordance with our general policy for services and products as described below.

Services and Products

We deliver Company-led training days from our offerings, such as *The 7 Habits of Highly Effective People*, at a customer's location or live-online based upon a daily consultant rate and a set price for training materials. These revenues are recognized as the training days occur and the services are performed. Customers also have the option to

purchase training materials and present our offerings through internal facilitators and not through the use of a Franklin Covey consultant. Revenue is recognized from these product sales when the materials are shipped. Shipping revenues associated with product sales are recorded in revenue with the corresponding shipping cost being recorded as a component of cost of sales.

Royalties

Our international strategy includes the use of licensees in countries where we do not have a wholly-owned direct office. Licensee companies are unrelated entities that have been granted a license to translate our content and offerings, adapt the content to the local culture, and sell our content in a specific country or region. We recognize revenue on the upfront fees from the sale of a territory to a licensee over the term of the initial contract. Licensees are then required to pay us royalties based upon a percentage of their sales to clients. We recognize royalty income each reporting period based upon the sales information reported to us from our licensees. When sales information is not received from a particular licensee at the end of a reporting period, the Company estimates the amount of royalties to be received for the period that is being reported based upon prior forecasts and historical performance. These estimated royalties are recorded as revenue and are adjusted in the subsequent period. Refer to the disaggregated revenue information presented in Note 17, *Segment Information*, for our royalty revenues in the fiscal years presented in this report.

Contracts with Multiple Performance Obligations

We periodically enter into contracts that include multiple performance obligations. A performance obligation is a promise in a contract to transfer products or services that are distinct, or that are distinct within the context of the contract. A contract's transaction price is allocated to each distinct performance obligation and recognized as revenue when the performance obligation is satisfied. Determining whether products and services meet the distinct criteria that should be accounted for separately or combined as one unit of accounting requires significant judgment.

When determining whether goods and services meet the distinct criteria, we consider various factors for each agreement including the availability of the services and the nature of the offerings and services. We allocate the transaction price to each performance obligation on a relative standalone selling price (SSP) basis. Judgment is required to determine the SSP for each distinct performance obligation. The SSP is the price which the Company would sell a promised product or service separately to a customer. In determining the SSP, we consider the size and volume of transactions, price lists, historical sales, and contract prices. We may modify our pricing from time-to-time in the future, which could result in changes to the SSP.

Contract Balances

As described above, our subscription revenue is generally recognized ratably over the term of the underlying contract beginning on the commencement date of each agreement. The timing of when these contracts are invoiced, cash is collected, and revenue is recognized impacts our accounts receivable and deferred subscription revenue accounts. We generally bill our clients in advance for subscription offerings or within the month that the training and products are delivered. As such, consideration due to the Company for work performed is included in accounts receivable and we do not have a significant amount of contract assets. Our receivables are generally collected within 30 to 150 days but typically no longer than 12 months. Deferred subscription revenue primarily consists of billings or payments received in advance of revenue being recognized from our subscription offerings. Furthermore, our clients, to expend funds in a particular budget cycle, may prepay for services or products which are a component of our other deferred revenue. Our deferred subscription revenue and our other deferred revenue totaled \$111.2 million at August 31, 2023 and \$102.4 million at August 31, 2022, of which \$3.7 million and \$2.7 million were classified as components of other long-term liabilities at August 31, 2023 and August 31, 2022, respectively. The amount of deferred revenue that was generated from subscription offerings totaled \$99.0 million at August 31, 2023 and \$88.1 million at August 31, 2022. During the fiscal years ended August 31, 2023 and 2022, we recognized \$139.0 million and \$123.1 million of previously deferred subscription revenue.

Remaining Performance Obligations

When possible, we enter into multi-year non-cancellable contracts which are invoiced either upon execution of the contract or at the beginning of each annual contract period. Our remaining performance obligation represents contracted revenue that has not yet been recognized, including unearned revenue and unbilled amounts that will be recognized as revenue in future periods. Transaction price is influenced by factors such as seasonality, the average length of the contract term, and the ability of the Company to continue to enter multi-year non-cancellable contracts. At August 31, 2023 we had \$186.4 million of remaining performance obligations, including \$99.0 million of deferred revenue related to our subscription offerings. The remaining performance obligation does not include other deferred revenue as amounts included in other deferred revenue include items such as deposits that are generally refundable at the client's request prior to the satisfaction of the obligation.

Costs Capitalized to Obtain Contracts

We capitalize the incremental costs of obtaining non-cancellable subscription revenue, primarily from the All Access Pass and the *Leader in Me* membership offerings. These incremental costs consist of sales commissions paid to our sales force and include the associated payroll taxes and fringe benefits. As the same commission rates are paid annually when the customer renews their contract, the capitalized commission costs are generally amortized ratably on an annual basis consistent with the recognition of the corresponding subscription revenue. At August 31, 2023, we have \$15.3 million of capitalized direct commissions, of which \$14.4 million is included in other current assets and \$0.9 million is in other long-term assets based on the expected recognition of the commission expense. During the fiscal year ended August 31, 2023, we capitalized \$23.5 million of commission costs to obtain revenue contracts and amortized \$22.0 million of deferred commissions to selling, general, and administrative expense. At August 31, 2022, we had \$13.8 million of capitalized direct commissions, of which \$12.6 million was included in other current assets and \$1.2 million in other long-term assets.

Refer to Note 17, *Segment Information*, to these consolidated financial statements for our disaggregated revenue information.

3. ACQUISITION OF STRIVE TALENT, INC.

On April 26, 2021 (the Closing Date), through our wholly owned subsidiary Franklin Covey Client Sales, Inc., we purchased all of the issued and outstanding stock of Strive Talent, Inc. (Strive), a San Francisco-based technology company which developed and marketed an innovative learning deployment platform. The Strive platform has greatly enhanced our All Access Pass subscription platform and has enabled improved deployment of our content, services, technology, and metrics to deliver behavioral impact at scale. The aggregate consideration for the purchase of Strive may total up to \$20.0 million and is comprised of the following:

- Approximately \$10.6 million was paid in cash on the Closing Date of the transaction, including \$1.0 million placed in escrow for 18 months from the Closing Date to serve as the first source of funds to satisfy certain indemnification obligations of Strive.
- Approximately \$4.2 million payable in equal cash payments on the first five anniversaries of the Closing Date (Note 7). The note payable is recorded at present value and accrues interest at 3.6 percent until the amount is paid in full.
- A maximum of approximately \$4.2 million may be earned by the former principal owner of Strive over a five-year period ending in May 2026. The total value of this consideration is contingent upon sales and growth of the AAP subscription and subscription services revenues during the five-year period measurement ending in May 2026. The contingent earn out payments are conditional upon the continued employment of former principal owner of Strive over the first four years of the measurement period. These payments may be made in either cash or shares of our common stock at our sole discretion.
- Approximately \$1.0 million was paid 18 months following the Closing Date to stockholders and option holders of Strive who were still employed by the Company or its affiliates as of such 18-month date, subject

to certain exceptions. The bonus payments were forfeited by the individuals if they voluntarily terminated their employment with the Company prior to the 18-month anniversary of the purchase. These payments were made shares of our common stock and the decision to pay these bonuses in shares of common stock was made at our discretion.

As described above, included in the purchase agreement for the acquisition of Strive are additional contingent payments of up to \$5.2 million subject to continued employment of the primary seller and certain employees. These payments are expensed as earned and may be settled by us, at our sole discretion, in shares of our common stock or cash. Based on the relevant accounting literature for business acquisitions, the initial purchase price of Strive is comprised of the following:

Cash paid at closing	\$10,554
Notes payable	3,766
Total purchase price	\$14,320

We have included the operating results of Strive in our financial statements since the Closing Date. However, the acquisition of Strive had an immaterial impact on our results of operations in fiscal 2021 and pro forma financial information for this acquisition was not deemed necessary. For the twelve months ended December 31, 2020, Strive had revenues of \$1.3 million (unaudited) and an operating loss of \$(1.1) million (unaudited). Strive did not meet the definition of a *significant subsidiary* as specified by Regulation S-X of the Securities and Exchange Commission. The major classes of assets and liabilities to which we have allocated the purchase price were as follows (in thousands):

Cash acquired	\$ 345
Accounts receivable	154
Prepaid and other current assets	56
Property and equipment	13
Intangible assets	7,976
Goodwill	7,000
Assets acquired	15,544
Deferred revenue	(52)
Accrued liabilities	(135)
Deferred income tax liability	(1,037)
Notes payable, current portion	(835)
Notes payable, less current portion	(2,931)
Liabilities assumed	(4,990)
	\$10,554

The allocation of the purchase price to the intangible assets acquired was as follows (in thousands):

Description	Amount	Weighted Average Life
Non-compete agreements	\$ 171	2 years
Content	389	5 years
Customer relationships	764	3 years
Tradename	889	5 years
Internally developed software	5,763	8 years
	\$7,976	7 years

The goodwill generated by the Strive acquisition is primarily attributable to the technology, content, and software development capabilities that complement our existing AAP subscription and was allocated to our operating segments based on relative fair value. None of the goodwill or intangible assets generated by the acquisition of Strive are

expected to be deductible for income tax purposes. Acquisition costs totaled \$0.3 million and were recorded in selling, general, and administrative expense in the accompanying consolidated income statement and statement of comprehensive income for the fiscal year ended August 31, 2021.

4. ACCOUNTS RECEIVABLE

Our trade accounts receivable are recorded at net realizable value, which includes an allowance for estimated credit losses as described in Note 1, *Nature of Operations and Summary of Significant Accounting Policies*. Under the guidance found in ASC Topic 326, the “expected credit loss” model requires consideration of a broader range of information to estimate expected credit losses over the lives of our trade accounts receivable.

We maintain an allowance for credit losses related to our trade accounts receivable for future expected credit losses resulting from the inability or unwillingness of our customers to make required payments. We estimate the allowance based upon consideration of various factors, including historical bad debts, current customer receivable balances, age of customer receivable balances, macroeconomic factors (such as risk and uncertainty generated by the pandemic), and the customers’ financial condition in relation to a representative pool of assets consisting of customers with similar risk characteristics. The allowance is adjusted as appropriate to reflect differences in current conditions as well as changes in forecasted macroeconomic conditions. Receivables that do not share risk characteristics are evaluated on an individual basis, including those associated with customers that have a higher probability of default. We do not have a significant amount of notes or other receivables.

The following schedule provides a reconciliation of the activity in our allowance for estimated credit losses during the periods indicated (in thousands):

YEAR ENDED AUGUST 31,	2023	2022	2021
Beginning balance	\$4,492	\$4,643	\$ 4,159
Charged to costs and expenses	(66)	306	1,553
Deductions	(636)	(457)	(1,069)
Ending balance	\$3,790	\$4,492	\$ 4,643

Deductions on the foregoing table represent the write-off of amounts deemed uncollectible during the fiscal year presented. During fiscal 2023, we received payment from customers whose accounts we had previously reserved against because of potential pandemic related uncertainties. Accordingly, we reversed a portion of the allowance during fiscal 2023 to reflect these payments. Recoveries of amounts previously written off were insignificant for the periods presented. No customer accounted for more than 10 percent of our sales or accounts receivable in any year presented.

5. INTANGIBLE ASSETS AND GOODWILL

Intangible Assets

Our intangible assets were comprised of the following (in thousands):

AUGUST 31, 2023	Gross Carrying Amount	Accumulated Amortization	Net Carrying Amount
<i>Finite-lived intangible assets:</i>			
Acquired content	\$ 49,802	\$(43,910)	\$ 5,892
License rights	31,758	(25,461)	6,297
Customer lists	15,982	(15,272)	710
Acquired technology	7,282	(3,200)	4,082
Trade names	1,883	(1,408)	475
Non-compete agreements and other	930	(875)	55
	107,637	(90,126)	17,511
<i>Indefinite-lived intangible asset:</i>			
Covey trade name	23,000	—	23,000
	\$130,637	\$(90,126)	\$40,511
<hr/>			
AUGUST 31, 2022			
<i>Finite-lived intangible assets:</i>			
Acquired content	\$ 49,964	\$(42,501)	\$ 7,463
License rights	32,077	(24,401)	7,676
Customer lists	16,140	(15,028)	1,112
Acquired technology	7,282	(2,479)	4,803
Trade names	1,883	(1,231)	652
Non-compete agreements and other	930	(803)	127
	108,276	(86,443)	21,833
<i>Indefinite-lived intangible asset:</i>			
Covey trade name	23,000	—	23,000
	\$131,276	\$(86,443)	\$44,833

Our intangible assets are amortized over the estimated useful life of the asset. The range of remaining estimated useful lives and weighted-average amortization period over which we are amortizing the major categories of finite-lived intangible assets at August 31, 2023 were as follows:

Category of Intangible Asset	Range of Remaining Estimated Useful Lives	Weighted Average Original Amortization Period
Acquired content	3 to 4 years	24 years
License rights	4 to 6 years	26 years
Customer lists	1 to 4 years	11 years
Acquired technology	6 years	6 years
Trade names	3 years	5 years
Non-compete agreements and other	4 to 6 years	3 years

Our aggregate amortization expense from finite-lived intangible assets totaled \$4.3 million, \$5.3 million, and \$5.0 million for the fiscal years ended August 31, 2023, 2022, and 2021. Amortization expense from our intangible assets over the next five years is expected to be as follows (in thousands):

YEAR ENDING AUGUST 31,	
2024	\$4,200
2025	4,030
2026	3,945
2027	3,110
2028	1,169

Goodwill

The acquisition of Strive in fiscal 2021 generated \$7.0 million of goodwill which was allocated to the Direct Office and International Licensee segments based on their relative fair value. We performed our annual testing of goodwill in accordance with our accounting policies described in Note 1, *Nature of Operations and Summary of Significant Accounting Policies*. We completed a Step Zero assessment as of August 31, 2023 and concluded there were no indicators of impairment. We do not have any accumulated impairment charges against the carrying value of our goodwill. At each of August 31, 2023 and 2022, goodwill was allocated to our segments as shown below (in thousands):

Direct offices	\$22,962
International licensees	5,928
Education practice	2,330
	<u>\$31,220</u>

6. SECURED CREDIT AGREEMENT

On March 27, 2023, we entered into a new credit agreement (the 2023 Credit Agreement) with KeyBank National Association (KeyBank) leading a group of financial institutions (collectively, the Lenders), which replaced our previous credit agreement with JPMorgan Chase Bank, N.A. (the 2019 Credit Agreement). KeyBank will act as the sole administrative and collateral agent under the 2023 Credit Agreement. The 2023 Credit Agreement provides up to \$70.0 million in total credit, of which \$7.5 million was used to replace the outstanding term loan balance from the 2019 Credit Agreement. The remaining \$62.5 million will be available as a revolving line of credit or for future term loans. Principal payments on our existing term loan consist of quarterly principal payments of \$1.25 million that are due and payable on the last business day of each March, June, September, and December until the term loan obligation is repaid. These payment conditions on the term loan are essentially the same as the 2019 Credit Agreement.

The 2023 Credit Agreement matures on March 27, 2028, and interest on term loan borrowings under the 2023 Credit Agreement is due and payable on the principal payment dates. Interest on all other borrowings is due the last day of each month. The interest rate for all borrowings on the 2023 Credit Agreement is based on the Secured Overnight Financing Rate (SOFR) and is a tiered structure that varies according to the Leverage Ratio calculated at the end of each fiscal quarter. On August 31, 2023, the interest rate on our term loan and revolving line of credit was 6.9 percent and we are charged an unused credit commitment fee of 0.2 percent per annum, which is paid quarterly. The interest rate on our term loan at August 31, 2022 was 4.2 percent. The Leverage Ratio as defined by the 2023 Credit Agreement is Funded Debt to adjusted earnings before interest, taxes, depreciation, and amortization (Adjusted EBITDA) and determines the applicable interest rate as shown below:

Leverage Ratio	Interest Rate
Less than 1.00	SOFR plus 1.50%
Between 1.00 and 2.00	SOFR plus 1.75%
Between 2.01 and 2.50	SOFR plus 2.25%
Greater than 2.51	SOFR plus 2.75%

The 2023 Credit Agreement also contains representations, warranties, and certain covenants. While any amounts are outstanding under the 2023 Credit Agreement, we are subject to a number of affirmative and negative covenants, including covenants regarding dispositions of property, investments, forming or acquiring subsidiaries, and business combinations or acquisitions, among other customary covenants, subject to certain exceptions. As defined in the 2023 Credit Agreement, we are (i) required to maintain a Leverage Ratio of less than 3.00 to 1.00 and a Fixed Charge Coverage Ratio greater than 1.15 to 1.00; and (ii) we are restricted from making certain distributions to stockholders, including repurchases of common stock. However, we are permitted to make distributions, including through purchases of outstanding common stock, provided that we are in compliance with the Leverage Ratio and Fixed Charge Coverage Ratio financial covenants before and after such distribution. In the event of noncompliance with these financial covenants and other defined events of default, the Lender is entitled to certain remedies, including acceleration of the repayment of amounts outstanding under the 2023 Credit Agreement. At August 31, 2023, we believe that we were in compliance with the covenants and conditions of the 2023 Credit Agreement.

The 2023 Credit Agreement is secured by substantially all of our assets and certain of our subsidiaries, and provides for standard events of default, such as for non-payment and failure to perform or observe covenants, and contains standard indemnifications benefitting the Lenders. In connection with the 2023 Credit Agreement, the Company and certain of its subsidiaries, as applicable, also entered into a Security Agreement, Intellectual Property Security Agreement, and Guaranty of Payment.

We did not have any borrowings on our revolving line of credit facilities at either of August 31, 2023 or 2022.

7. NOTES PAYABLE

At August 31, 2023 and 2022, our notes payable consisted of a term loan payable to a bank and a note payable to the former owners of Strive Talent, Inc. (Note 3). The note payable to the former owners of Strive is recorded at net present value and accrues interest at 3.6 percent until the obligation is paid in full. The balances and classification of our notes payable were as follows at the dates indicated (in thousands):

Description	Current Portion of Notes Payable		Notes Payable, Less Current Portion	
	August 31, 2023	August 31, 2022	August 31, 2023	August 31, 2022
Term loan payable	\$5,000	\$5,000	\$ —	\$5,000
Strive acquisition note payable	835	835	1,535	2,268
	\$5,835	\$5,835	\$1,535	\$7,268

Principal payments of \$1.25 million on our term loan payable under the 2023 Credit Agreement are due and payable on the last day of each March, June, September, and December until the term loan liability is fully repaid in 2024. Interest accrues on the term loans and is paid as discussed in Note 6 above. Under the terms of the Strive acquisition, we pay the former principal owner of Strive \$0.8 million each April for the first five years following the acquisition. Principal payments on these notes payable are as follows over the next five years (in thousands):

YEAR ENDING AUGUST 31,	Term Loan Payable	Strive Note Payable	Total
2024	\$5,000	\$ 835	\$5,835
2025	—	835	835
2026	—	835	835
2027	—	—	—
	\$5,000	\$2,505	\$7,505

8. FINANCING OBLIGATION

We previously sold our corporate headquarters campus located in Salt Lake City, Utah, and entered into a 20-year master lease agreement with the purchaser, an unrelated private investment group. The 20-year master lease agreement contains six additional five-year renewal options that allow us to maintain our operations at the current

location for up to 50 years. Although the corporate headquarters facility was sold and we have no legal ownership of the property, the applicable accounting guidance prohibited us from recording the transaction as a sale since we subleased a significant portion of the property that was sold. In transition to the lease accounting guidance in ASC 842, we reassessed whether the contract met the sale criteria under the new leasing standard. Based on this assessment, we determined that the sale criteria under the new leasing standard was not met and we will continue to account for the corporate campus lease as a financing obligation on our consolidated balance sheet in future periods.

The financing obligation on our corporate campus was comprised of the following (in thousands):

AUGUST 31,	2023	2022
Financing obligation payable in monthly installments of \$335 at August 31, 2023, including principal and interest, with two percent annual increases (imputed interest at 7.7%), through June 2025	\$ 7,962	\$11,161
Less current portion	(3,538)	(3,199)
Total financing obligation, less current portion	\$ 4,424	\$ 7,962

Future principal maturities of our financing obligation were as follows at August 31, 2023 (in thousands):

YEAR ENDING AUGUST 31,	
2024	\$3,538
2025	4,424
Thereafter	—
	\$7,962

Our remaining future minimum payments under the financing obligation in the initial 20-year lease term are as follows (in thousands):

YEAR ENDING AUGUST 31,	
2024	\$4,031
2025	3,301
Thereafter	—
Total future minimum financing obligation payments	7,332
Less interest	(682)
Present value of future minimum financing obligation payments	\$6,650

The \$1.3 million difference between the carrying value of the financing obligation and the present value of the future minimum financing obligation payments represents the carrying value of the land sold in the financing transaction, which is not depreciated. At the conclusion of the master lease agreement, the remaining financing obligation and carrying value of the land will be offset and eliminated from our consolidated financial statements.

9. LEASES

Lessee Obligations

In the normal course of business, we lease office space, primarily for international sales administration offices, in commercial office complexes that are conducive to sales and administrative operations. We also rent warehousing and distribution facilities that are designed to provide secure storage and efficient distribution of our training products, books, and accessories, and certain office equipment. These leases are classified as operating leases. Operating lease assets and liabilities are recognized at the commencement date based on the present value of the lease payments over the lease term. Since most of our leases do not provide an implicit rate, we use our incremental borrowing rate based on the information available at the commencement date in determining the present value of lease payments. Leases with an initial term of 12 months or less are not recorded on the balance sheet and we do not have significant amounts of variable lease payments.

Some of our operating leases contain renewal options that may be exercised at our discretion after the completion of the base rental term. At August 31, 2023, we had operating leases with remaining terms ranging from less than one year to approximately five years. The amounts of assets and liabilities (in thousands) and other information related to our operating leases follows:

	Balance Sheet Caption	Amount
Assets:		
Operating lease right of use assets	Other long-term assets	\$812
Liabilities:		
Current:		
Operating lease liabilities	Accrued liabilities	579
Long-Term:		
Operating lease liabilities	Other long-term liabilities	233
		\$812
Weighted Average Remaining Lease Term:		
Operating leases (years)		1.6
Weighted Average Discount Rate:		
Operating leases		5.0%

In fiscal 2023, we obtained \$0.6 million of right-of-use operating lease assets in exchange for operating lease liabilities. Future minimum lease payments under our operating leases at August 31, 2023, are as follows (in thousands):

YEAR ENDING AUGUST 31,	
2024	\$607
2025	179
2026	38
2027	22
2028	7
Thereafter	—
Total operating lease payments	853
Less imputed interest	(41)
Present value of operating lease liabilities	\$812

We recognize lease expense on a straight-line basis over the life of the lease agreement. Total rent expense recorded in selling, general, and administrative expense from our lease agreements totaled \$1.2 million, \$1.5 million, and \$1.6 million for the fiscal years ended August 31, 2023, 2022, and 2021.

Lessor Accounting

We have subleased the majority of our corporate headquarters campus located in Salt Lake City, Utah to multiple tenants. These sublease agreements are accounted for as operating leases. We recognize sublease income on a straight-line basis over the life of the sublease agreement. The cost basis of our corporate campus is \$37.1 million, which had a carrying value of \$3.0 million at August 31, 2023. The following future minimum lease payments due to us from our sublease agreements at August 31, 2023, are as follows (in thousands):

YEAR ENDING AUGUST 31,	
2024	\$2,197
2025	1,814
2026	—
Thereafter	—
	\$4,011

Sublease revenue totaled \$2.4 million, \$3.9 million, and \$4.0 million during the fiscal years ended August 31, 2023, 2022, and 2021.

10. COMMITMENTS AND CONTINGENCIES

Warehouse Outsourcing Contract

We have a warehousing services agreement with an independent warehouse and distribution company to provide product kitting, warehousing, and order fulfillment services at a facility in Des Moines, Iowa. Under the terms of this contract, we pay a fixed charge of approximately \$102,000 per year for account management services and variable charges for other warehousing services based on specified activities, including shipping charges. This warehousing contract expired on September 30, 2023. We are currently in the process of negotiating a new warehousing contract with this services provider.

During fiscal years ended August 31, 2023, 2022, and 2021, we expensed \$2.7 million, \$2.5 million, and \$2.1 million for services provided under the terms of our warehouse and distribution outsourcing contract. The total amount expensed each year includes freight charges, which are billed to us based upon activity. Freight charges included in the warehouse and distribution outsourcing costs totaled \$1.9 million, \$1.7 million, and \$1.4 million during the fiscal years ended August 31, 2023, 2022, and 2021, respectively. Because of the variable component of the agreement, our payments for warehouse and distribution services may fluctuate in the future due to changes in sales and levels of specified activities.

Purchase Commitments

During the normal course of business, we issue purchase orders to various vendors for products and services. At August 31, 2023, we had open purchase commitments totaling \$3.3 million for products and services to be delivered primarily in fiscal 2024.

Letter of Credit

At August 31, 2023 and 2022, we had a standby letter of credit for \$10,000. Nothing was drawn on this letter of credit at either August 31, 2023 or August 31, 2022.

Legal Matters and Loss Contingencies

We are the subject of certain legal actions, which we consider routine to our business activities. At August 31, 2023, we believe that, after consultation with legal counsel, any potential liability to us under these other actions will not materially affect our financial position, liquidity, or results of operations.

11. SHAREHOLDERS' EQUITY

Preferred Stock

We have 14.0 million shares of preferred stock authorized for issuance. At August 31, 2023 and 2022, no shares of preferred stock were issued or outstanding.

Treasury Stock

On February 14, 2023, our Board of Directors approved a new plan to purchase up to \$50.0 million of our outstanding common stock. The previously existing common stock purchase plan was canceled, and the new common share purchase plan does not have an expiration date. During fiscal 2023, we purchased 867,873 shares of our common stock on the open market for \$34.7 million, including 857,608 shares for \$34.3 million under the terms of the purchase plan approved in 2023. The actual timing, number, and value of common shares purchased under our board-approved plan will be determined at our discretion and will depend on a number of factors, including, among others, general market and business conditions, the trading price of common shares, and applicable legal requirements. We have no obligation to purchase any common shares under the authorization, and the purchase plan may be suspended, discontinued, or modified at any time for any reason.

Purchases of common stock for treasury as presented on our consolidated statements of cash flows includes both shares purchased on the open market and shares withheld for statutory taxes on our stock-based compensation awards (Note 13) and include the applicable one percent excise tax. Shares withheld for income taxes are valued at the market price on the date the stock-based plan shares were distributed to participants. In fiscal 2023, we withheld 17,639 shares for statutory taxes with a cost basis of \$0.8 million. During fiscal 2022, we purchased 499,411 shares of our common stock for \$20.3 million in open market purchases and withheld 86,125 shares of common stock, with a cost basis of \$3.5 million, for statutory taxes. The cost of common stock purchased for treasury in fiscal 2021 was entirely comprised of 147,092 shares withheld for income taxes on various stock-based compensation awards, which had a cost basis of \$3.0 million.

12. FAIR VALUE OF FINANCIAL INSTRUMENTS

Fair value is defined as the price that would be received to sell an asset or paid to transfer a liability (an exit price) in an orderly transaction between market participants at the measurement date. The accounting standards related to fair value measurements include a hierarchy for information and valuations used in measuring fair value that is broken down into the following three levels based on reliability:

- Level 1 valuations are based on quoted prices in active markets for identical instruments that we can access at the measurement date.
- Level 2 valuations are based on inputs other than quoted prices included in Level 1 that are observable for the instrument, either directly or indirectly, for substantially the full term of the asset or liability including the following:
 - a. quoted prices for similar, but not identical, instruments in active markets;
 - b. quoted prices for identical or similar instruments in markets that are not active;
 - c. inputs other than quoted prices that are observable for the instrument; or
 - d. inputs that are derived principally from or corroborated by observable market data by correlation or other means.
- Level 3 valuations are based on information that is unobservable and significant to the overall fair value measurement.

The book values of our financial instruments at August 31, 2023 and 2022 approximated their fair values. The assessment of the fair values of our financial instruments is based on a variety of factors and assumptions. Accordingly, the fair values may not represent the actual values of the financial instruments that could have been realized at August 31, 2023 or 2022, or that will be realized in the future, and do not include expenses that could be incurred in an actual sale or settlement. The following methods and assumptions were used to determine the fair values of our financial instruments, none of which were held for trading or speculative purposes.

Cash, Cash Equivalents, and Accounts Receivable – The carrying amounts of cash, cash equivalents, and accounts receivable approximate their fair values due to the liquidity and short-term maturity of these instruments.

Other Assets – Our other assets, including notes receivable, were recorded at the net realizable value of estimated future cash flows from these instruments.

Debt Obligations – At August 31, 2023, our debt obligations consisted primarily of a variable-rate term loan payable and a note payable to the former owners of Strive. Our term loan payable and revolving line of credit are negotiated components of our new 2023 Credit Agreement (Note 6), which was completed in March 2023 and replaced the 2019 Credit Agreement. Since the interest rate for any obligation on our 2023 Credit Agreement is variable, the applicable interest rates and other conditions related to the term loan and revolving line of credit are reflective of current market conditions, and the carrying value of term loan and revolving line of credit (when applicable) obligations therefore approximate their fair value.

Contingent Consideration Liabilities from Business Acquisitions

The acquisition price of Jhana Education (Jhana), which was completed in fiscal 2017, included total potential contingent consideration of \$7.2 million through a specified measurement period, which lasted through July 2026. We measured the fair value of this contingent consideration liability at each reporting date based on a Monte Carlo simulation model. The fair value of the Jhana contingent consideration was a Level 3 measurement because we estimated consolidated Company and AAP sales over the measurement period. Changes to the fair value of the contingent consideration liabilities were recorded in selling, general, and administrative expenses in the accompanying consolidated income statements and statements of comprehensive income in the period of adjustment. The fair value of the contingent consideration liability from the acquisition of Jhana changed as follows during the fiscal year ended August 31, 2023 (in thousands):

AUGUST 31,	2022	Change in Fair Value	Payments	2023
Jhana contingent liability	\$729	\$7	\$(736)	\$—

At August 31, 2023, we have no further contingent consideration payable or other liabilities to the former owners of Jhana.

13. STOCK-BASED COMPENSATION PLANS

Overview

We utilize various stock-based compensation plans as integral components of our overall compensation and associate retention strategy. Our shareholders have approved various stock incentive plans that permit us to grant performance awards, unvested stock awards, stock options, fully vested stock awards, and employee stock purchase plan (ESPP) shares. The Organization and Compensation Committee of the Board of Directors (the Compensation Committee) has responsibility for the approval and oversight of our stock-based compensation plans.

On January 14, 2022, our shareholders approved the Franklin Covey Co. 2022 Omnibus Incentive Plan (the 2022 Plan), which authorized an additional 1,000,000 shares of common stock for issuance as stock-based payments. A more detailed description of the 2022 Plan is set forth in our Definitive Proxy Statement filed with the SEC on December 15, 2021. At August 31, 2023, the 2022 Plan had approximately 594,000 shares available for future grants.

Our ESPP is administered under the terms of the Franklin Covey Co. 2017 Employee Stock Purchase Plan, which was approved by our shareholders at the annual meeting of shareholders held on January 26, 2018. For additional information regarding the Franklin Covey Co. 2017 Employee Stock Purchase Plan, please refer to our definitive Proxy Statement as filed with the SEC on December 22, 2017. At August 31, 2023, we had approximately 733,000 shares available for purchase by plan participants under the terms of the current shareholder approved ESPP.

The total compensation expense of our various stock-based compensation plans was as follows (in thousands):

YEAR ENDED AUGUST 31,	2023	2022	2021
Performance awards	\$10,767	\$6,133	\$7,298
Strive acquisition compensation	739	1,196	354
Unvested stock awards	700	673	700
Compensation cost of the ESPP	269	239	205
Fully vested stock awards	45	45	60
	\$12,520	\$8,286	\$8,617

No stock-based compensation was capitalized during the fiscal years presented in this report. We recognize forfeitures of stock-based compensation instruments as they occur. During fiscal 2023, we issued 114,214 shares of our common

stock from shares held in treasury for various stock-based compensation arrangements, including the ESPP. Our stock-based compensation plans allow shares to be withheld from the award to pay the participants' statutory income tax liabilities. We withheld 17,639 shares of our common stock, with a fair value of \$0.8 million, for statutory income taxes during fiscal 2023.

At each quarterly or annual reporting date, we evaluate the number and probability of shares expected to vest in each of our performance-based long-term incentive plan (LTIP) awards and adjust our stock-based compensation expense to correspond with the number of shares expected to vest over the anticipated service period. Due to the significant impact of the COVID-19 pandemic on our results of operations in the third quarter of fiscal 2020 and the uncertainties surrounding the recovery of the world's economies and our business, we determined that nearly all LTIP award tranches based on qualified Adjusted EBITDA for outstanding LTIP awards would not vest before the end of the respective service periods. We therefore reversed the previously recognized stock-based compensation expense associated with these awards during fiscal 2020. On October 2, 2020, the Compensation Committee modified the terms of our performance-based LTIP award tranches to extend the service period of each financial-metric based tranche by two years and increase each qualified Adjusted EBITDA vesting target by \$2.0 million. No time-based vesting LTIP tranches were modified. During the periods presented in this report, we reassessed the probability of awards vesting under the modified conditions and have expensed awards based on the new vesting requirements and expected financial results over the revised service periods.

The following is a description of our stock-based compensation plans.

Performance Awards

The Compensation Committee has awarded various performance-based stock compensation awards to members of our senior management as long-term incentive-based compensation. These awards vest to the participants based upon the achievement of specified performance criteria. Compensation expense is recognized as we determine it is probable that the shares will vest. Adjustments to compensation expense to reflect the timing of and the number of shares expected to be awarded are made on a cumulative basis at the date of the adjustment. We reevaluate the likelihood and/or the number of shares expected to vest under performance awards at each reporting date. Based on current estimates and projections, we have \$11.1 million of unrecognized compensation expense related to our performance awards at August 31, 2023. The following descriptions of our performance-based awards as of August 31, 2023 were adjusted for forfeitures.

Fiscal 2023 LTIP Award – On October 14, 2022, the Compensation Committee granted a new LTIP award to our executive officers and members of senior management. The fiscal 2023 LTIP award was subsequently expanded with new grants for additional participants, which are expensed based on the market value of our common stock on the date of the grants. The fiscal 2023 LTIP award has two tranches, which consist of: 1) shares that vest after three years of service and 2) shares that vest based on the highest amount of rolling four quarter qualified Adjusted EBITDA earned in the three years ended August 31, 2025. Twenty-five percent of a participant's award vests after three years of service, and the number of shares awarded in this tranche does not fluctuate based on financial measures. The number of shares granted in this tranche totals 26,682 shares. The number of shares that vest to participants for the amount of qualified Adjusted EBITDA achieved through August 31, 2025 is variable and may be 50 percent of the award or up to 200 percent of the participant's award depending on the amount of qualified Adjusted EBITDA achieved. The number of shares that may be earned for achieving 100 percent of the performance-based objective totals 80,018 shares. The maximum number of shares that may be awarded in connection with the performance-based tranche of the 2023 LTIP totals 160,036 shares.

Fiscal 2022 LTIP Award – On February 4, 2022, the Compensation Committee granted an LTIP award to our executive officers and members of senior management. The fiscal 2022 LTIP award has two tranches, which consist of: 1) shares that vest after three years of service and 2) shares that vest based on the highest amount of rolling four quarter qualified Adjusted EBITDA in the three years ended August 31, 2024. Twenty-five percent of a participant's award vests after three years of service, and the number of shares awarded in this tranche does not fluctuate based on financial measures. The number of shares granted in this tranche totals 24,138 shares. The number of shares that vest to participants for the amount of qualified Adjusted EBITDA achieved through August 31, 2024 is variable and may be 50 percent of the award or up to 200 percent of the participant's award depending on the amount of qualified Adjusted EBITDA achieved. The number of shares that may be earned for achieving 100 percent of the

performance-based objective totals 72,397 shares. The maximum number of shares that may be awarded in connection with the performance-based tranche of the 2022 LTIP totals 144,794 shares.

Fiscal 2021 LTIP Award – On October 2, 2020, the Compensation Committee of the Board of Directors granted an LTIP award to our executive officers and members of senior management. The fiscal 2021 LTIP award had two tranches, which consisted of: 1) shares that vest after three years of service and 2) shares that vest based on the amount of rolling four quarter qualified Adjusted EBITDA achieved in the three-year measurement period ended August 31, 2023. Twenty-five percent of each participant's award vested on August 31, 2023, after three years of service. We issued a total of 51,617 shares for this tranche of the 2021 LTIP award. We achieved the maximum payout parameter for the qualified Adjusted EBITDA tranche of the fiscal 2021 LTIP award and issued 309,660 shares of our common stock during the first quarter of fiscal 2024 to participants in the fiscal 2021 LTIP.

Fiscal 2020 LTIP Award – On October 18, 2019, the Compensation Committee granted a new LTIP award to our executive officers and members of senior management. The fiscal 2020 LTIP award has three tranches, which consist of the following: 1) shares that vest after three years of service; 2) shares that vest based on the achievement of specified levels of qualified Adjusted EBITDA; and 3) shares that vest based on the achievement of specified levels of subscription service sales. Twenty-five percent of each participant's award vested on August 31, 2022, after three years of service. We issued a total of 23,701 shares for the time-based tranche of the 2020 LTIP award. The remaining two tranches of the award are based on the highest rolling four-quarter levels of qualified Adjusted EBITDA and subscription service sales achieved in the three-year period which originally ended August 31, 2022. As described above, the qualified Adjusted EBITDA vesting targets for the fiscal 2020 LTIP were increased by \$2.0 million and the measurement period of the variable award tranches was extended to August 31, 2024. The number of shares that will vest to participants for these two tranches is variable and may be 50 percent of the award or up to 200 percent of the participant's award. The number of shares that may be earned for achieving 100 percent of the performance-based objective totals 70,577 shares and the maximum number of shares that may be awarded in connection with these tranches currently totals 141,154 shares.

Fiscal 2019 LTIP Award – On October 1, 2018, the Compensation Committee granted a performance-based LTIP award to our executive officers and members of senior management. The fiscal 2019 LTIP award had three tranches, which consisted of the following: 1) shares that vest after three years of service; 2) shares that vest based on the amount of qualified Adjusted EBITDA achieved in the measurement period; and 3) shares that vest based on the amount of subscription service sales achieved in the measurement period. Twenty-five percent of each participant's award vested on August 31, 2021, after three years of service. We issued a total of 34,605 shares for the time-based tranche of the 2019 LTIP award. The remaining two tranches of the fiscal 2019 award were based on the highest rolling four-quarter levels of qualified Adjusted EBITDA and subscription service sales achieved in the measurement period that originally ended August 31, 2021. During fiscal 2021, the fiscal 2019 LTIP award was modified by increasing the qualified Adjusted EBITDA vesting targets by \$2.0 million and extending the measurement period by two years to August 31, 2023. We achieved the maximum payout parameters for the variable tranches of the fiscal 2019 LTIP award and issued 204,418 shares of our common stock during the first quarter of fiscal 2024 to participants in the 2019 LTIP.

Long-Term Incentive and Retention Equity Awards - On October 14, 2022, the Compensation Committee approved a new long-term incentive award, included in the LTIP award program, for client partners, managing client partners, managing directors, and certain other associates that management believes are critical to our long-term success. For sales-related personnel, their award amounts are based upon meeting minimum sales levels and determining the value of the award based on their total sales performance for the fiscal year. For the other associates, their award amount was approved by the Compensation Committee. One-third of these award shares vest each year over a three-year service period. During fiscal 2023, this award program granted 40,009 shares to eligible associates. These awards are expected to be granted annually by the Compensation Committee to retain these key associates.

Strive Acquisition Compensation – We structured two parts of the consideration for the fiscal 2021 acquisition of Strive (Note 3) as potentially payable in shares of our common stock. Each of the following amounts may be payable in shares of our common stock or cash at our sole discretion:

- **Contingent Consideration** – A maximum of \$4.2 million may be earned by the former principal owner of Strive over a five-year period ending in May 2026. The total value of this consideration is contingent upon sales and growth of the All Access Pass subscription and subscription services revenues during the five-year measurement period. We measure the contingent consideration each quarter and divide the total by the average of the closing share price of our common stock on the NYSE over the last 15 trading days of the quarter. Shares are required to be distributed within 45 days following the end of each quarter. Through August 31, 2023, we have recognized \$1.5 million of share-based compensation expense for the Strive contingent consideration payments.
- **Bonus Payments** – Approximately \$1.0 million was payable 18 months following the Closing Date to stockholders and option holders of Strive who were still employed by us as of the 18-month date, subject to certain exceptions. We expensed these awards evenly over the 18-month service period and recognized \$0.8 million of share-based compensation expense for these awards, which were paid in October 2022.

We have reserved 200,000 shares of our common stock from our 2019 Omnibus Plan for payment of this consideration related to the acquisition of Strive.

Unvested Stock Awards

The annual Board of Director unvested stock award, which is administered under the terms of the Franklin Covey Co. Omnibus Incentive Plans, is designed to provide our non-employee directors, who are not eligible to participate in our ESPP, an opportunity to obtain an interest in the Company through the acquisition of shares of our common stock as part of their compensation. For fiscal 2023, each eligible director received a whole-share grant equal to \$120,000 with a one-year vesting period. The Board of Director unvested awards are generally granted in January (following the Annual Shareholders' Meeting) of each year, and shares granted under the terms of this annual award may not be voted or participate in any common stock dividends until they are vested.

We issued 15,882 shares, 13,260 shares, and 28,049 shares of our common stock to eligible members of the Board of Directors during fiscal 2023, fiscal 2022, and fiscal 2021 as unvested stock awards. The fair value of shares awarded to the directors was \$0.7 million in each of fiscal 2023, fiscal 2022, and fiscal 2021 as calculated on the grant date of the awards. The corresponding compensation cost of each award is recognized over the service period of the award, which is one year. The cost of the common stock issued from treasury for these awards was \$0.3 million in fiscal 2023, \$0.2 million in fiscal 2022, and \$0.4 million in fiscal 2021. The following information applies to our unvested stock awards for the fiscal year ended August 31, 2023:

	Number of Shares	Weighted-Average Grant-Date Fair Value Per Share
Unvested stock awards at August 31, 2022	13,260	\$49.78
Granted	15,882	45.34
Forfeited	—	—
Vested	(13,260)	49.78
Unvested stock awards at August 31, 2023	15,882	\$45.34

At August 31, 2023, there was \$0.2 million of unrecognized compensation cost left on our unvested stock awards, which is expected to be recognized over the remaining service period of approximately four months. The total recognized income tax benefit from unvested stock awards totaled \$0.2 million for each of the years ended August 31, 2023, 2022, and 2021. The intrinsic value of our unvested stock awards at August 31, 2023 was \$0.7 million.

Stock Options

On January 12, 2021, our Chief Executive Officer (CEO) exercised his remaining stock options, which would have expired on January 14, 2021. After these stock options were exercised, we do not have any remaining stock options outstanding. These stock options were exercised on a net basis, meaning no cash was paid to exercise the options. For the 218,750 options exercised in fiscal 2021, we withheld 51,738 shares of our common stock with a fair value of \$1.3 million for income taxes. The intrinsic value of options exercised in fiscal 2021 totaled \$2.9 million and we recognized an income tax benefit of \$0.7 million, of which \$0.5 million was recognized upon the exercise of the options.

Employee Stock Purchase Plan

We have an employee stock purchase plan that offers qualified employees the opportunity to purchase shares of our common stock at a price equal to 85 percent of the average fair market value of our common stock on the last trading day of each quarter. ESPP participants purchased a total of 40,141 shares, 36,960 shares, and 51,581 shares of our common stock during the fiscal years ended August 31, 2023, 2022, and 2021, which had a corresponding cost basis of \$0.7 million in fiscal 2023, \$0.6 million in fiscal 2022, and \$0.8 million in fiscal 2021. We received cash proceeds for these shares from ESPP participants totaling \$1.5 million in fiscal 2023; \$1.3 million in fiscal 2022; and \$1.1 million during fiscal 2021.

Fully Vested Stock Awards

We have a stock-based incentive program that is designed to reward our client partners and training consultants for exceptional long-term performance. The program grants shares of our common stock to client partners who have achieved certain cumulative sales goals and to training consultants who have delivered a specified number of training days during their career. Three individuals qualified for these awards in each of fiscal 2023 and fiscal 2022 and four individuals qualified for these awards in the fiscal year ended August 31, 2021.

14. EMPLOYEE BENEFIT PLANS

We have defined contribution profit sharing plans for our employees that qualify under Section 401(k) of the Internal Revenue Code. These plans provide retirement benefits for employees meeting minimum age and service requirements. Qualified participants may contribute up to 75 percent of their gross wages, subject to certain limitations. These plans also provide for matching contributions to the participants that are paid by the Company. The matching contributions, which were expensed as incurred, totaled \$3.0 million, \$2.7 million, and \$2.5 million during the fiscal years ended August 31, 2023, 2022, and 2021, respectively. We do not sponsor or participate in any defined-benefit pension plans.

15. INCOME TAXES

Our benefit (provision) for income taxes consisted of the following (in thousands):

YEAR ENDED AUGUST 31,	2023	2022	2021
Current:			
Federal	\$ —	\$ —	\$ —
State	(791)	(1,221)	(286)
Foreign	(2,389)	(2,202)	(1,773)
	(3,180)	(3,423)	(2,059)
Deferred:			
Federal	1,545	(9,339)	2,869
State	225	(889)	13
Foreign	216	24	24
Operating loss carryforward	(7,201)	7,150	(3,058)
Valuation allowance	372	2,845	10,546
Foreign tax credit carryforward reduction	(65)	(2)	(787)
	(4,908)	(211)	9,607
	\$(8,088)	\$(3,634)	\$ 7,548

The allocation of our total income tax benefit (provision) is as follows (in thousands):

YEAR ENDED AUGUST 31,	2023	2022	2021
Net income	\$(8,088)	\$(3,634)	\$7,548
Other comprehensive income	(80)	176	11
	\$(8,168)	\$(3,458)	\$7,559

Income before income taxes was generated as follows (in thousands):

YEAR ENDED AUGUST 31,	2023	2022	2021
United States	\$23,574	\$21,152	\$6,834
Foreign	2,295	912	(759)
	\$25,869	\$22,064	\$6,075

The differences between income taxes at the statutory federal income tax rate and the consolidated income tax rate reported in our consolidated income statements and statements of comprehensive income were as follows:

YEAR ENDED AUGUST 31,	2023	2022	2021
Federal statutory income tax rate	(21.0)%	(21.0)%	(21.0)%
State income taxes, net of federal effect	(4.7)	(3.9)	(1.6)
Valuation allowance	1.4	12.9	173.6
Foreign tax credit carryforward reduction	(0.3)	—	(13.0)
Executive stock options	—	—	7.7
Foreign jurisdictions tax differential	(0.2)	(1.1)	(4.0)
Tax differential on income subject to both U.S. and foreign taxes	(1.4)	(0.2)	(0.7)
Uncertain tax positions	(0.9)	(0.8)	(3.0)
Non-deductible executive compensation	(3.6)	(5.5)	(5.8)
Non-deductible meals and entertainment	(0.7)	(0.1)	(0.2)
Other stock-based compensation	(0.4)	2.5	—
Other	0.5	0.7	(7.8)
	(31.3)%	(16.5)%	124.2%

Our effective income tax expense rate for fiscal 2023 of 31.3 percent was higher than the statutory tax rate primarily due to tax expense of \$0.9 million for non-deductible executive compensation and \$0.4 million in tax differential on income subject to both U.S. and foreign taxes, which were partially offset by a \$0.4 million decrease in the valuation allowance against our deferred income tax assets.

The effective income tax expense rate for fiscal 2022 of 16.5 percent was lower than the statutory tax rate primarily due to a \$2.8 million decrease in the valuation allowance against our deferred income tax assets and a \$0.6 million benefit for share-based compensation deductions in excess of the corresponding book expense. These tax benefits were partially offset by tax expense of \$1.2 million for non-deductible executive compensation.

Our effective income tax benefit rate for fiscal 2021 of 124.2 percent was primarily due to a \$10.5 million reduction in our valuation allowance against deferred income tax assets, which was partially offset by the reduction of \$0.8 million in foreign tax credit carryforwards resulting from tax withheld by foreign jurisdictions in excess of amounts allowable as credits against our U.S. income taxes. In fiscal 2020, as explained below, we recognized \$11.3 million of additional income tax expense resulting from the increase in the valuation allowance against our deferred tax assets.

In consideration of the relevant accounting guidance, we reevaluated our deferred tax assets during fiscal 2020 and considered both positive and negative evidence in determining whether it is more likely than not that some portion or all of our deferred tax assets will be realized. Because of the cumulative pre-tax losses over the prior three fiscal years, combined with the expected continued disruptions and negative impact to our business resulting from uncertainties related to the recovery from the pandemic, we were unable to overcome accounting guidance indicating that it is more-likely-than-not that insufficient taxable income will be available to realize all of our deferred tax assets before they expire, primarily foreign tax credit carryforwards and a portion of our net operating loss carryforwards. Based on this assessment, we increased the valuation allowance against our deferred tax assets, which generated \$11.3 million of additional income tax expense in fiscal 2020.

Our strong financial performance during fiscal 2021 produced cumulative three-year pre-tax income through August 31, 2021. Because of better-than-expected earnings during fiscal 2021, as well as a favorable outlook for future earnings, particularly from sales of our All Access Pass, we reduced the valuation allowance against our deferred tax assets by \$10.5 million during fiscal 2021. In fiscal 2022, we reduced the valuation allowance against our deferred tax assets by \$2.8 million, due primarily to foreign tax credits claimed on our fiscal 2021 U.S. federal income tax return which we previously concluded would expire unused. In fiscal 2023, we reduced the valuation allowance against our deferred tax assets by \$0.4 million, due primarily to reversals of certain foreign subsidiaries' valuation allowances.

We are subject to the anti-deferral provisions on Global Intangible Low-Taxed Income (GILTI) under the Tax Cut and Jobs Act of 2017. We have elected to treat taxes due on future U.S. inclusions in taxable income related to GILTI as a current period expense when incurred (the Period Cost Method). We recorded income tax expense of \$0.2 million in fiscal 2023, an insignificant amount of income tax expense in fiscal 2022 and no income tax expense in fiscal 2021 under the GILTI provisions. During fiscal 2019, we recorded income tax expense of \$0.3 million under GILTI. However, IRS guidance issued after we filed our fiscal 2019 federal income tax return allowed us to amend the return and reverse the GILTI tax previously recorded. Accordingly, we recorded a \$0.3 million benefit for this reversal during fiscal 2021.

The significant components of our deferred tax assets and liabilities were as follows (in thousands):

AUGUST 31,	2023	2022
<i>Deferred income tax assets:</i>		
Net operating loss carryforward	\$6,505	\$11,334
Foreign income tax credit carryforward	4,253	4,096
Stock-based compensation	4,222	2,503
Sale and financing of corporate headquarters	1,899	2,638
Deferred revenue	1,677	1,596
Bonus and other accruals	1,517	2,094
Capitalized development costs	1,236	—
Inventory and bad debt reserves	1,094	1,533
Other	458	605

AUGUST 31,	2023	2022
Total deferred income tax assets	22,861	26,399
Less: valuation allowance	(1,313)	(1,685)
Net deferred income tax assets	21,548	24,714

<i>Deferred income tax liabilities:</i>		
Intangibles step-ups – indefinite lived	(5,522)	(5,478)
Intangibles step-ups – finite lived	(2,541)	(3,186)
Self-constructed tangible assets	(5,476)	(3,811)
Intangible asset amortization	(4,189)	(3,851)
Deferred commissions	(3,598)	(3,187)
Unremitted earnings of foreign subsidiaries	(521)	(388)
Property and equipment depreciation	(80)	(326)
Total deferred income tax liabilities	(21,927)	(20,227)
Net deferred income taxes	\$ (379)	\$ 4,487

Deferred income tax amounts are recorded as follows in our consolidated balance sheets (in thousands):

AUGUST 31,	2023	2022
Long-term assets	\$ 1,661	\$4,686
Long-term liabilities	(2,040)	(199)
Net deferred income tax asset (liability)	\$ (379)	\$4,487

Our U.S. federal net operating loss carryforwards were comprised of the following at August 31, 2023 (in thousands):

Loss Carryforward for Year Ended	Loss Carryforward Expires August 31,	Amount	Loss Deductions in Prior Years	Loss Deductions in Current Year	Operating Loss Carried Forward
<i>Acquired NOL - Jhana</i>					
December 31, 2015	2034	\$ 1,491	\$(1,428)	\$ (63)	\$ —
December 31, 2016	2035	3,052	—	(908)	2,144
July 15, 2017	2036	1,117	—	—	1,117
		5,660	(1,428)	(971)	3,261
<i>Acquired NOL - Strive</i>					
December 31, 2018	No Expiration	947	(295)	(652)	—
December 31, 2019	No Expiration	869	—	(869)	—
December 31, 2020	No Expiration	1,133	—	(160)	973
April 25, 2021	No Expiration	553	—	—	553
		3,502	(295)	(1,681)	1,526
August 31, 2022	No Expiration	40,996	—	(27,790)	13,206
		\$50,158	\$(1,723)	\$(30,442)	\$17,993

Certain operating loss carryforwards in the table above were obtained through the fiscal 2017 acquisition of Jhana Education (Jhana) and the fiscal 2021 acquisition of Strive (Note 3).

We have U.S. state net operating loss carryforwards generated in fiscal 2009 and before in various jurisdictions that expire primarily between September 1, 2023 and August 31, 2029. The U.S. state net operating loss carryforwards generated in fiscal 2017 and fiscal 2018 primarily expire on August 31, 2037 and 2038, respectively. The state net operating loss carryforwards acquired through the purchase of Jhana stock expire between August 31, 2034 and

August 31, 2036. The state net operating loss carryforwards acquired through the purchase of Strive stock expire between August 31, 2038 and August 31, 2041. The state net operating loss carryforwards generated in fiscal 2022 primarily expire on August 31, 2042.

Our U.S. foreign income tax credit carryforwards were comprised of the following at August 31, 2023 (in thousands):

Credit Generated in Fiscal Year Ended August 31,	Credit Expires August 31,	Credits Generated	Credits Used in Prior Years	Credits Reduced in Current Year	Credits Used in Current Year	Credits Carried Forward
2018	2028	\$1,727	\$ (965)	\$(21)	\$ —	\$ 741
2019	2029	1,578	(234)	—	—	1,344
2020	2030	1,010	(147)	(18)	—	845
2022	2032	1,216	—	(25)	—	1,191
2023	2033	1,061	—	—	(929)	132
		\$6,592	\$(1,346)	\$(64)	\$(929)	\$4,253

As previously explained, during fiscal 2020 we significantly increased the valuation allowance on our deferred income tax assets. During fiscal 2021 we reversed nearly all of the valuation allowance amounts that we recorded in fiscal 2020. The remaining valuation allowance at August 31, 2021 related primarily to the foreign tax credit carryforward from fiscal 2011, which we expected to expire in fiscal 2022, and losses of certain foreign subsidiaries. During fiscal 2022 we were able to utilize the foreign tax credit carryforward from 2011. The remaining valuation allowance at August 31, 2022 related primarily to the losses of certain foreign subsidiaries. During fiscal 2023 we reversed the valuation allowance for certain foreign subsidiaries and increased the valuation allowance for certain other foreign subsidiaries, resulting in a net decrease in our total valuation allowance. The remaining valuation allowance at August 31, 2023 relates primarily to the losses of certain foreign subsidiaries which we currently expect will expire unused.

Activity in our deferred income tax asset valuation allowance was as follows for the periods indicated (in thousands):

YEAR ENDED AUGUST 31,	2023	2022	2021
Beginning balance	\$1,685	\$ 4,530	\$ 15,076
Charged to costs and expenses	212	683	394
Deductions	(584)	(3,528)	(10,940)
Ending balance	\$1,313	\$ 1,685	\$ 4,530

Except for the deferred tax assets subject to valuation allowances, we have determined that projected future taxable income will be adequate to allow for realization of all deferred tax assets. We considered sources of taxable income, including reversals of taxable temporary differences, future taxable income exclusive of reversing temporary differences and carryforwards, and reasonable, practical tax-planning strategies to generate additional taxable income. Based on the factors described above, we concluded that realization of our deferred tax assets, except those subject to the valuation allowances described above, is more likely than not at August 31, 2023.

A reconciliation of the beginning and ending amount of gross unrecognized tax benefits is as follows (in thousands):

YEAR ENDED AUGUST 31,	2023	2022	2021
Beginning balance	\$1,597	\$1,594	\$1,640
Additions based on tax positions related to the current year	188	77	349
Additions for tax positions in prior years	290	207	79
Reductions for tax positions of prior years resulting from the lapse of applicable statute of limitations	(186)	—	(188)
Other reductions for tax positions of prior years	(271)	(281)	(286)
Ending balance	\$1,618	\$1,597	\$1,594

The total amount of unrecognized tax benefits that, if recognized, would affect our effective tax rate is \$1.3 million at each of August 31, 2023 and 2022. Included in the ending balance of gross unrecognized tax benefits at August 31, 2023 is \$1.2 million related to individual states' net operating loss carryforwards. Interest and penalties related to uncertain tax positions are recognized as components of income tax expense. The net accruals and reversals of interest and penalties increased our income tax expense by \$0.1 million in each of fiscal 2023 and 2022 and had an insignificant effect on our income taxes in fiscal 2021. The balance of interest and penalties included in other long-term liabilities on our consolidated balance sheets was \$0.4 million on August 31, 2023 and \$0.3 million on August 31, 2022. During the next 12 months, we expect an immaterial change in our unrecognized tax benefits.

We file United States federal income tax returns as well as income tax returns in various states and foreign jurisdictions. The tax years that remain subject to examinations for our major tax jurisdictions are shown below.

2016-2023	Australia, Canada, and Japan
2016-2023	China
2018-2023	Germany, Switzerland, and Austria
2019-2023	United Kingdom, Singapore
2019-2023	United States – state and local income tax
2020-2023	United States – federal income tax

16. EARNINGS PER SHARE

The following schedule shows the calculation of earnings per share (EPS) for the periods presented (in thousands, except per-share amounts).

YEAR ENDED AUGUST 31,	2023	2022	2021
Numerator for basic and diluted earnings per share:			
Net income	\$17,781	\$18,430	\$13,623
Denominator for basic and diluted earnings per share:			
Basic weighted average shares outstanding	13,640	14,147	14,090
Effect of dilutive securities:			
Stock-based compensation awards	659	408	53
Diluted weighted average shares outstanding	14,299	14,555	14,143
EPS Calculations:			
Net income per share:			
Basic	\$ 1.30	\$ 1.30	\$ 0.97
Diluted	1.24	1.27	0.96

17. SEGMENT INFORMATION

Reportable Segments

Our sales are primarily comprised of training and consulting services and our internal reporting structure is comprised of three reportable operating segments and a corporate services group. Our internal reporting structure and reportable segments are organized primarily around the client channels which produce the Company's revenues. The following is a brief description of our reportable segments:

- **Direct Offices** – This segment includes our sales personnel that serve the United States and Canada; our international sales offices that serve clients in Japan, China, the United Kingdom, Ireland, Australia, New Zealand, Germany, Switzerland, and Austria; our governmental sales channel; our coaching operations; and our books and audio sales channel.
- **International Licensees** – This segment is primarily comprised of our international licensees' royalty revenues.

- **Education Practice** – This group includes our domestic and international Education practice operations, which are focused on sales to educational institutions.
- **Corporate and Other** – Our corporate and other information includes royalty revenue from Franklin Planner Corporation, leasing operations, shipping and handling revenues, and certain corporate administrative expenses.

We have determined that the Company's chief operating decision maker is the CEO, and the primary measurement tool used in business unit performance analysis is Adjusted EBITDA, which may not be calculated as similarly titled amounts reported by other companies. For reporting purposes, we define Adjusted EBITDA as net income or loss excluding the impact of interest, income taxes, intangible asset amortization, depreciation, stock-based compensation expense, and certain other items such as adjustments to the fair value of expected contingent consideration liabilities arising from business acquisitions, and other unusual or infrequent items.

Our operations are not capital intensive and we do not own any manufacturing facilities or equipment. Accordingly, we do not allocate assets to the divisions for analysis purposes. Interest expense and interest income are primarily generated at the corporate level and are not allocated. Income taxes are likewise calculated and paid on a corporate level (except for entities that operate in foreign jurisdictions) and are not allocated for analysis purposes.

We account for our segment information on the same basis as the accompanying consolidated financial statements (in thousands).

Fiscal Year Ended August 31, 2023	Sales to External Customers	Gross Profit	Adjusted EBITDA
Enterprise Division:			
Direct offices	\$194,021	\$156,915	\$44,198
International licensees	11,645	10,507	5,874
	205,666	167,422	50,072
Education Division	69,736	44,418	7,426
Corporate and eliminations	5,119	1,650	(9,432)
Consolidated	\$280,521	\$213,490	\$48,066

Fiscal Year Ended August 31, 2022	Sales to External Customers	Gross Profit	Adjusted EBITDA
Enterprise Division:			
Direct offices	\$183,845	\$148,051	\$37,497
International licensees	10,551	9,382	4,964
	194,396	157,433	42,461
Education Division	61,852	41,206	8,408
Corporate and eliminations	6,593	3,273	(8,672)
Consolidated	\$262,841	\$201,912	\$42,197

Fiscal Year Ended August 31, 2021	Sales to External Customers	Gross Profit	Adjusted EBITDA
Enterprise Division:			
Direct offices	\$159,608	\$129,416	\$27,948
International licensees	9,036	7,727	3,586
	168,644	137,143	31,534
Education Division	48,902	32,771	4,818
Corporate and eliminations	6,622	2,988	(8,394)
Consolidated	\$224,168	\$172,902	\$27,958

A reconciliation of Adjusted EBITDA to consolidated net income is provided below (in thousands):

YEAR ENDED AUGUST 31,	2023	2022	2021
Segment Adjusted EBITDA	\$ 57,498	\$50,869	\$36,352
Corporate expenses	(9,432)	(8,672)	(8,394)
Consolidated Adjusted EBITDA	48,066	42,197	27,958
Stock-based compensation	(12,520)	(8,286)	(8,617)
Increase in contingent consideration liabilities	(7)	(68)	(193)
Restructuring costs	(565)	—	—
Gain from insurance settlement	—	—	150
Government COVID assistance	—	—	299
Business acquisition costs	—	—	(300)
Depreciation	(4,271)	(4,903)	(6,190)
Amortization	(4,342)	(5,266)	(5,006)
Income from operations	26,361	23,674	8,101
Interest income	1,091	65	73
Interest expense	(1,583)	(1,675)	(2,099)
Income before income taxes	25,869	22,064	6,075
Benefit (provision) for income taxes	(8,088)	(3,634)	7,548
Net income	\$ 17,781	\$18,430	\$13,623

Disaggregated Revenue

Our revenues are derived primarily from the United States. However, we also operate directly-owned offices or contract with licensees to provide our services in various countries throughout the world. Our consolidated revenues were derived from the following countries/regions (in thousands):

YEAR ENDED AUGUST 31,	2023	2022	2021
Americas	\$233,479	\$218,863	\$182,954
Asia Pacific	28,640	26,835	28,621
Europe/Middle East/Africa	18,402	17,143	12,593
	\$280,521	\$262,841	\$224,168

The following table presents our revenue disaggregated by our significant revenue generating activities. Sales of services and products include training and consulting services and related products such as training manuals. Subscription sales include revenues from our subscription services such as the All Access Pass and *Leader in Me* membership. We receive royalty revenue from our international licensees and from other sources such as book publishing arrangements. Corporate royalties are amounts received from Franklin Planner Co. pursuant to a licensing arrangement obtained in fiscal 2020. Leases and other revenue is primarily comprised of lease revenues from sub-leases for space at our corporate headquarters campus and from shipping and handling revenues (in thousands).

Fiscal Year Ended August 31, 2023	Services and Products	Subscriptions	Royalties	Leases and Other	Consolidated
Enterprise Division:					
Direct offices	\$ 93,700	\$ 97,992	\$ 2,329	\$ —	\$194,021
International licensees	428	1,327	9,890	—	11,645
	94,128	99,319	12,219	—	205,666
Education Division	26,803	39,662	3,271	—	69,736
Corporate and eliminations	—	—	1,250	3,869	5,119
Consolidated	\$120,931	\$138,981	\$16,740	\$3,869	\$280,521

Fiscal Year Ended August 31, 2022	Services and Products	Subscriptions	Royalties	Leases and Other	Consolidated
Enterprise Division:					
Direct offices	\$ 93,324	\$ 88,055	\$ 2,466	\$ —	\$183,845
International licensees	429	1,281	8,841	—	10,551
	93,753	89,336	11,307	—	194,396
Education Division	25,134	34,037	2,681	—	61,852
Corporate and eliminations	—	—	1,194	5,399	6,593
Consolidated	\$118,887	\$123,373	\$15,182	\$5,399	\$262,841

Fiscal Year Ended August 31, 2021	Services and Products	Subscriptions	Royalties	Leases and Other	Consolidated
Enterprise Division:					
Direct offices	\$ 84,111	\$ 72,789	\$ 2,708	\$ —	\$159,608
International licensees	1,085	—	7,951	—	9,036
	85,196	72,789	10,659	—	168,644
Education Division	19,747	26,742	2,413	—	48,902
Corporate and eliminations	—	—	1,396	5,226	6,622
Consolidated	\$104,943	\$ 99,531	\$14,468	\$5,226	\$224,168

Inter-segment sales were immaterial for the periods presented and were eliminated in consolidation.

Other Geographic Information

At August 31, 2023, we had wholly owned direct offices that serve clients in Australia, New Zealand, China, Japan, the United Kingdom, Ireland, Germany, Switzerland, and Austria. Our long-lived assets, excluding intangible assets and goodwill, were held in the following locations for the periods indicated (in thousands):

AUGUST 31,	2023	2022
United States/Canada	\$25,538	\$24,179
China	1,504	1,375
Japan	1,024	983
United Kingdom	782	425
Germany, Switzerland, and Austria	223	102
Australia	100	155
	\$29,171	\$27,219

18. RELATED PARTY TRANSACTIONS

CoveyLink

We previously acquired the assets of CoveyLink Worldwide, LLC (CoveyLink). CoveyLink conducts training and provides consulting based upon the book *The Speed of Trust* by Stephen M.R. Covey, who is the brother of one of our executive officers.

Prior to the acquisition date, CoveyLink had granted us a non-exclusive license for content related to *The Speed of Trust* book and related training courses for which we paid CoveyLink specified royalties. As part of the CoveyLink acquisition, we signed an amended and restated license for intellectual property that granted us an exclusive, perpetual, worldwide, transferable, royalty-bearing license to use, reproduce, display, distribute, sell, prepare derivative works of, and perform the licensed material in any format or medium and through any market or distribution channel. We are required to pay Stephen M.R. Covey royalties for the use of certain intellectual property developed by him. The amount expensed for these royalties totaled \$1.7 million, \$1.8 million, and \$1.5 million during the fiscal years ended August 31, 2023, 2022, and 2021. As part of the acquisition of CoveyLink, we signed an amended license agreement as well as a speaker services agreement. Based on the provisions of the speakers' services agreement, we pay Stephen M.R. Covey a portion of the speaking revenues received for his presentations. We expensed \$1.4 million, \$0.8 million, and \$0.6 million for payment on these presentations during the fiscal years ended August 31, 2023, 2022 and 2021. We had \$0.3 million accrued for these royalties and speaking fees at each of August 31, 2023 and 2022, which were included as components of accrued liabilities on our consolidated balance sheets.

Other Related Party Transactions

We pay an executive officer of the Company a percentage of the royalty proceeds received from the sales of certain books authored by him in addition to his annual salary. During each of the fiscal years ended August 31, 2023, 2022, and 2021, we expensed \$0.1 million for these royalties. We had \$0.1 million and an insignificant amount accrued to this executive officer at August 31, 2023 and 2022, respectively, as payable under the terms of these arrangements. These amounts are included as components of accrued liabilities in our consolidated balance sheets.

We pay a company owned by the brother of a member of our executive management team for the production of video segments used in our offerings. During the fiscal years ended August 31, 2023, 2022, and 2021 we paid \$0.2 million, \$0.3 million, and \$0.8 million to this company for services provided.

ITEM 9. CHANGES IN AND DISAGREEMENTS WITH ACCOUNTANTS ON ACCOUNTING AND FINANCIAL DISCLOSURE

None.

ITEM 9A. CONTROLS AND PROCEDURES

Disclosure Controls and Procedures

Disclosure controls and procedures are designed with the objective of ensuring that information required to be disclosed in the Company's reports filed under the Exchange Act, such as this report, is recorded, processed, summarized, and reported within the time periods specified in the SEC's rules and forms. Disclosure controls and procedures are also designed with the objective of ensuring that such information is accumulated and communicated to the Company's management, including the Company's Chief Executive Officer and Chief Financial Officer, as appropriate, to allow timely decisions regarding required disclosure.

Evaluation of Disclosure Controls and Procedures

An evaluation was conducted under the supervision and with the participation of our management, including the Chief Executive Officer and Chief Financial Officer, of the effectiveness of the design and operation of our disclosure controls and procedures, as defined in Rules 13a-15(e) and 15d-15(e) of the Exchange Act, as of the end of the period covered by this report.

Based on this evaluation, our Chief Executive Officer and our Chief Financial Officer concluded that, as of the end of the period covered by this report, our disclosure controls and procedures were effective.

Management's Report on Internal Control Over Financial Reporting

The management of Franklin Covey Co. is responsible for establishing and maintaining adequate internal control over financial reporting for the Company (including its consolidated subsidiaries) and all related information appearing in the Company's Annual Report on Form 10-K. The Company's internal control over financial reporting is designed to provide reasonable assurance regarding the reliability of financial reporting and the preparation of financial statements for external purposes in accordance with accounting principles generally accepted in the United States of America. Internal control over financial reporting includes those policies and procedures that:

1. pertain to the maintenance of records that in reasonable detail accurately and fairly reflect the transactions and dispositions of our assets;
2. provide reasonable assurance that the transactions are recorded as necessary to permit preparation of financial statements in accordance with generally accepted accounting principles, and that our receipts and expenditures are being made only in accordance with the authorization of management and/or of our Board of Directors; and
3. provide reasonable assurance regarding the prevention or timely detection of any unauthorized acquisition, use, or disposition of our assets that could have a material effect on our financial statements.

Because of its inherent limitations, internal control over financial reporting may not prevent or detect misstatements. Also, projections of any evaluation of effectiveness in future periods are subject to the risk that controls may become inadequate because of changes in conditions, or that the degree of compliance with the policies or procedures may deteriorate.

Under the supervision and with the participation of our management, including our Chief Executive Officer and Chief Financial Officer, we conducted an evaluation of the effectiveness of our internal control over financial reporting using the criteria set forth in *Internal Control—Integrated Framework* as issued by the Committee of Sponsoring Organizations of the Treadway Commission (2013 COSO Framework). Based upon this evaluation, our management concluded that our internal control over financial reporting was effective as of the end of the period covered by this Annual Report on Form 10-K.

Our independent registered public accounting firm, Deloitte & Touche LLP, has audited the consolidated financial statements included in this annual report on Form 10-K and, as part of their audit, has issued an audit report, included herein, on the effectiveness of our internal control over financial reporting. Their report is included in Item 8 of this Report on Form 10-K.

Changes in Internal Control Over Financial Reporting

There were no changes in our internal control over financial reporting (as defined in Rule 13a-15(f) or 15d-15(f)) during the fourth quarter ended August 31, 2023 that materially affected, or are reasonably likely to materially affect, our internal controls over financial reporting.

ITEM 9B. OTHER INFORMATION

During the three months ended August 31, 2023, none of our directors or officers adopted or terminated a “Rule 10-b5-1 trading arrangement” or “non-Rule 10-b5-1 trading arrangement” as each term is identified in Item 408 of Regulation S-K.

ITEM 9C. DISCLOSURE REGARDING FOREIGN JURISDICTIONS THAT PREVENT INSPECTIONS

Not Applicable.

PART III

ITEM 10. DIRECTORS, EXECUTIVE OFFICERS AND CORPORATE GOVERNANCE

Certain information required by this Item is incorporated by reference to the sections entitled “Nominees for Election to the Board of Directors,” “Delinquent Section 16(a) Reports,” “Corporate Governance,” and “Board of Director Committees and Meetings” in our definitive Proxy Statement for the annual meeting of shareholders, which is scheduled to be held on January 19, 2024. The definitive Proxy Statement will be filed with the SEC pursuant to Regulation 14A of the Exchange Act. Executive officer biographies may be found in Item 1, under the section entitled “Information About Our Executive Officers,” of this Annual Report on Form 10-K.

The Board of Directors has determined that two of the Audit Committee members, Mr. Donald J. McNamara and Mr. Efrain Rivera, are “financial experts” as defined in Regulation S-K 407(d)(5) adopted under the Securities Exchange Act of 1934, as amended. Our Board of Directors has also determined that Mr. McNamara and Mr. Rivera are “independent directors” as defined by the NYSE.

We have adopted a code of ethics for our senior financial officers that include the Chief Executive Officer, the Chief Financial Officer, and other members of our financial leadership team. This code of ethics is available on our website at www.franklincovey.com. We intend to satisfy any disclosure requirements under Item 5.05 of Form 8-K regarding amendment to, or waiver from, a provision of this Code of Business Conduct and Ethics by posting such information on our web site at the address and location specified above.

ITEM 11. EXECUTIVE COMPENSATION

The information required by this Item is incorporated by reference to the sections entitled “Compensation Discussion and Analysis,” “Compensation Committee Interlocks and Insider Participation,” and “Compensation Committee Report” in our definitive Proxy Statement for the annual meeting of shareholders, which is scheduled to be held on January 19, 2024.

ITEM 12. SECURITY OWNERSHIP OF CERTAIN BENEFICIAL OWNERS AND MANAGEMENT AND RELATED STOCKHOLDER MATTERS

Securities Authorized for Issuance Under Equity Compensation Plans

Plan Category	[a] Number of securities to be issued upon exercise of outstanding options, warrants, and rights <i>(in thousands)</i>	[b] Weighted-average exercise price of outstanding options, warrants, and rights	[c] Number of securities remaining available for future issuance under equity compensation plans (excluding securities reflected in column [a]) <i>(in thousands)</i>
Equity compensation plans approved by security holders	1,272 ⁽¹⁾⁽²⁾	\$—	1,327 ⁽³⁾⁽⁴⁾

- (1) Excludes 15,882 shares of unvested stock awards that are subject to forfeiture.
- (2) Amount includes 1,272,280 performance share awards that may be awarded under the terms of various long-term incentive plans, including stock-based compensation plans associated with the acquisition of Strive in fiscal 2021. The number of shares eventually awarded to participants through our long-term incentive plans is generally variable and based upon the achievement of specified financial goals. For performance-based compensation awards where the number of shares may fluctuate within a range based on the achievement of the specified goal, this amount includes the maximum number of shares that may be awarded to participants. The actual number of shares issued to participants therefore, may be less than the amount disclosed. At August 31, 2023 we did not have any unexercised stock options outstanding. For further information on our stock-based compensation plans, refer to the notes to our financial statements as presented in Item 8 of this report.
- (3) Amount is comprised of the remaining shares authorized under our 2022 Omnibus Incentive Plan and 2017 Employee Stock Purchase Plan. The number of performance-based plan shares expected to be awarded at August 31, 2023 may change in future periods based upon the achievement of specified goals and revisions to estimates.
- (4) At August 31, 2023, we had approximately 733,000 shares authorized for purchase by participants in our Employee Stock Purchase Plan.

Beneficial Ownership of Company Stock

The remaining information required by this Item is incorporated by reference to the section entitled “Principal Holders of Voting Securities” in our definitive Proxy Statement for the annual meeting of shareholders, which is scheduled to be held on January 19, 2024.

ITEM 13. CERTAIN RELATIONSHIPS AND RELATED TRANSACTIONS, AND DIRECTOR INDEPENDENCE

The information required by this Item is incorporated by reference to the section entitled “Certain Relationships and Related Transactions” and “Corporate Governance” in our definitive Proxy Statement for the annual meeting of shareholders, which is scheduled to be held on January 19, 2024.

ITEM 14. PRINCIPAL ACCOUNTANT FEES AND SERVICES

The information required by this Item is incorporated by reference to the section entitled “Principal Accountant Fees” in our definitive Proxy Statement for the annual meeting of shareholders, which is scheduled to be held on January 19, 2024.

PART IV**ITEM 15. EXHIBITS AND FINANCIAL STATEMENT SCHEDULES**

(a) List of documents filed as part of this report:

1. *Financial Statements.* The consolidated financial statements of the Company and Report of Independent Registered Public Accounting Firm thereon included in the Annual Report to Shareholders on Form 10-K for the year ended August 31, 2023, are as follows:

Report of Independent Registered Public Accounting Firm

Consolidated Balance Sheets at August 31, 2023 and 2022

Consolidated Income Statements and Statements of Comprehensive Income for the fiscal years ended August 31, 2023, 2022, and 2021

Consolidated Statements of Cash Flows for the fiscal years ended August 31, 2023, 2022, and 2021

Consolidated Statements of Shareholders' Equity for the fiscal years ended August 31, 2023, 2022, and 2021

Notes to Consolidated Financial Statements

2. *Financial Statement Schedules.*

Other financial statement schedules are omitted because they are not required or applicable, or the required information is shown in the financial statements or notes thereto, or contained in this report.

3. *Exhibit List.*

Exhibit No.	Exhibit	Incorporated By Reference	Filed Herewith
2.1	Stock Purchase Agreement by and among the stockholders of Strive Talent, Inc., William James Houghteling as the Stockholder Representative, and Franklin Covey Client Sales, dated as of April 26, 2021	(16)	
3.1	Articles of Restatement dated March 4, 2005 amending and restating the Company's Articles of Incorporation	(4)	
3.2	Amendment to Amended and Restated Articles of Incorporation of Franklin Covey (Appendix C)	(6)	
3.3	Amended and Restated Bylaws of Franklin Covey Co.	(8)	
4.1	Specimen Certificate of the Registrant's Common Stock, par value \$.05 per share	(2)	
4.2	Stockholder Agreements, dated May 11, 1999 and June 2, 1999	(3)	
4.3	Registration Rights Agreement, dated June 2, 1999	(3)	
4.4	Description of Securities Registered Under Section 12 of the Exchange Act	(13)	
10.1*	Forms of Nonstatutory Stock Options	(1)	
10.2	Master Lease Agreement, dated June 17, 2005, between Franklin SaltLake LLC (Landlord) and Franklin Development Corporation (Tenant)	(5)	
10.3	Purchase and Sale Agreement and Escrow Instructions between Levy Affiliated Holdings, LLC (Buyer) and Franklin Development Corporation (Seller) and Amendments	(5)	
10.4	Asset Purchase Agreement by and Among Covey/Link, LLC, CoveyLink Worldwide LLC, Franklin Covey Co., and Franklin Covey Client Sales, Inc. dated December 31, 2008	(7)	

Exhibit No.	Exhibit	Incorporated By Reference	Filed Herewith
10.5	Amended and Restated License of Intellectual Property by and Among Franklin Covey Co. and Covey/Link, LLC, dated December 31, 2008	(7)	
10.6*	Form of Change in Control Severance Agreement	(9)	
10.7*	Franklin Covey Co. 2017 Employee Stock Purchase Plan	(10)	
10.8*	Franklin Covey Co. 2019 Omnibus Incentive Plan	(11)	
10.9	Credit Agreement by and among JPMorgan Chase Bank, N.A., Franklin Covey Co., and the subsidiary guarantors party thereto, dated August 7, 2019	(12)	
10.10	Pledge and Security Agreement by and between JPMorgan Chase Bank, N.A., Franklin Covey Co., and the subsidiary guarantors party thereto, dated August 7, 2019	(12)	
10.11	First Modification Agreement by and among JPMorgan Chase Bank, N.A., Franklin Covey Co., and the subsidiary guarantors signatory thereto, dated July 8, 2020	(14)	
10.12	Separation Agreement and General Release between Scott J. Miller and Franklin Covey Co., dated November 2, 2020	(15)	
10.13	Independent Contractor Agreement between Scott J. Miller and Franklin Covey Co., dated November 1, 2020	(15)	
10.14	Intellectual Property Agreement between Scott J. Miller and Franklin Covey Co., dated November 1, 2020	(15)	
10.15	Consent and Second Modification Agreement by and among JPMorgan Chase Bank, N.A., Franklin Covey Co., and the subsidiary guarantors signatory thereto, dated April 26, 2021	(16)	
10.16*	Franklin Covey Co. 2022 Omnibus Incentive Plan	(17)	
10.17	Credit Agreement by and between KeyBank National Association and Franklin Covey Co., dated March 27, 2023	(18)	
10.18	Security Agreement by and among KeyBank National Association and the subsidiary guarantors party thereto, dated March 27, 2023	(18)	
21	Subsidiaries of the Registrant		★★
23	Consent of Independent Registered Public Accounting Firm		★★
31.1	Rule 13a-14(a) Certification of the Chief Executive Officer		★★
31.2	Rule 13a-14(a) Certification of the Chief Financial Officer		★★
32	Section 1350 Certifications		★★
101.INS	Inline XBRL Instance Document – the instance document does not appear in the Interactive Data File because its XBRL tags are embedded within the Inline XBRL document		★★
101.SCH	Inline XBRL Taxonomy Extension Schema		★★
101.CAL	Inline XBRL Taxonomy Extension Calculation Linkbase		★★
101.DEF	Inline Taxonomy Extension Definition Linkbase		★★
101.LAB	Inline Taxonomy Extension Label Linkbase		★★
101.PRE	Inline Extension Presentation Linkbase		★★
104	Cover Page Interactive Data File (formatted as Inline XBRL and contained in Exhibit 101)		★★

- (1) Incorporated by reference to Registration Statement on Form S-1 filed with the Commission on April 17, 1992, Registration No. 33-47283.
- (2) Incorporated by reference to Amendment No. 1 to Registration Statement on Form S-1 filed with the Commission on May 26, 1992, Registration No. 33-47283.
- (3) Incorporated by reference to Schedule 13D (CUSIP No. 534691090 as filed with the Commission on June 14, 1999). Registration No. 005-43123.

- (4) Incorporated by reference to Report on Form 8-K filed with the Commission on March 10, 2005.**
- (5) Incorporated by reference to Report on Form 8-K filed with the Commission on June 27, 2005.**
- (6) Incorporated by reference to the Definitive Proxy Statement on Form DEF 14A filed with the Commission on December 12, 2005.**
- (7) Incorporated by reference to Report on Form 10-Q filed with the Commission on April 9, 2009.**
- (8) Incorporated by reference to Report on Form 8-K filed with the Commission on February 1, 2012.**
- (9) Incorporated by reference to Report on Form 8-K filed with the Commission on March 14, 2012.**
- (10) Incorporated by reference to the Definitive Proxy Statement on Form DEF 14A (Appendix A) filed with the Commission on December 22, 2017.**
- (11) Incorporated by reference to the Definitive Proxy Statement on Form DEF 14A (Appendix A) filed with the Commission on December 20, 2018.**
- (12) Incorporated by reference to Report on Form 8-K filed with the Commission on August 8, 2019.**
- (13) Incorporated by reference to Report on Form 10-K/A filed with the Commission on December 2, 2019.**
- (14) Incorporated by reference to Report on Form 8-K filed with the Commission on July 10, 2020.**
- (15) Incorporated by reference to Report on Form 8-K filed with the Commission on November 5, 2020.**
- (16) Incorporated by reference to Report on Form 8-K filed with the Commission on April 29, 2021.**
- (17) Incorporated by reference to Report on Form 8-K filed with the Commission on January 14, 2022.**
- (18) Incorporated by reference to Report on Form 8-K filed with the Commission on March 30, 2023.**

★★ Filed herewith and attached to this report.

* Indicates a management contract or compensatory plan or agreement.

** Registration No. 001-11107.

ITEM 16. FORM 10-K SUMMARY

None.

SIGNATURES

Pursuant to the requirements of Section 13 or 15(d) of the Securities Exchange Act of 1934, the registrant has duly caused this report to be signed on its behalf by the undersigned, thereunto duly authorized, on November 13, 2023.

FRANKLIN COVEY CO.

By: /s/ Paul S. Walker

Paul S. Walker President and Chief Executive Officer

Pursuant to the requirements of the Securities Exchange Act of 1934, this report has been signed below by the following persons on behalf of the registrant and in the capacities and on the dates indicated.

<u>Signature</u>	<u>Title</u>	<u>Date</u>
<u>/s/ Robert A. Whitman</u> Robert A. Whitman	Chairman of the Board of Directors	November 13, 2023
<u>/s/ Anne H. Chow</u> Anne H. Chow	Director	November 13, 2023
<u>/s/ Craig Cuffie</u> Craig Cuffie	Director	November 13, 2023
<u>/s/ Donald J. McNamara</u> Donald J. McNamara	Director	November 13, 2023
<u>/s/ Joel C. Peterson</u> Joel C. Peterson	Director	November 13, 2023
<u>/s/ Nancy Phillips</u> Nancy Phillips	Director	November 13, 2023
<u>/s/ Efrain Rivera</u> Efrain Rivera	Director	November 13, 2023
<u>/s/ Derek van Bever</u> Derek van Bever	Director	November 13, 2023
<u>/s/ Paul S. Walker</u> Paul S. Walker	President, Chief Executive Officer, and Director	November 13, 2023
<u>/s/ Stephen D. Young</u> Stephen D. Young	Chief Financial Officer and Chief Accounting Officer	November 13, 2023

SECTION 302 CERTIFICATION

I, Paul S. Walker, certify that:

1. I have reviewed this yearly report on Form 10-K of Franklin Covey Co.;
2. Based on my knowledge, this report does not contain any untrue statement of a material fact or omit to state a material fact necessary to make the statements made, in light of the circumstances under which such statements were made, not misleading with respect to the period covered by this report;
3. Based on my knowledge, the financial statements, and other financial information included in this report, fairly present in all material respects the financial condition, results of operations and cash flows of the registrant as of, and for, the periods presented in this report;
4. The registrant's other certifying officer and I are responsible for establishing and maintaining disclosure controls and procedures (as defined in Exchange Act Rules 13a-15(e) and 15d-15(e)) and internal control over financial reporting (as defined in Exchange Act Rules 13a-15(f) and 15d-15(f)) for the registrant and have:
 - a) Designed such disclosure controls and procedures, or caused such disclosure controls and procedures to be designed under our supervision, to ensure that material information relating to the registrant, including its consolidated subsidiaries, is made known to us by others within those entities, particularly during the period in which this report is being prepared;
 - b) Designed such internal control over financial reporting, or caused such internal control over financial reporting to be designed under our supervision, to provide reasonable assurance regarding the reliability of financial reporting and the preparation of financial statements for external purposes in accordance with generally accepted accounting principles;
 - c) Evaluated the effectiveness of the registrant's disclosure controls and procedures and presented in this report our conclusions about the effectiveness of the disclosure controls and procedures, as of the end of the period covered by this report based on such evaluation; and
 - d) Disclosed in this report any change in the registrant's internal control over financial reporting that occurred during the registrant's most recent fiscal quarter (the registrant's fourth fiscal quarter in the case of an annual report) that has materially affected, or is reasonably likely to materially affect, the registrant's internal control over financial reporting; and
5. The registrant's other certifying officer and I have disclosed, based on our most recent evaluation of internal control over financial reporting, to the registrant's auditors and the audit committee of the registrant's board of directors (or persons performing the equivalent functions):
 - a) All significant deficiencies and material weaknesses in the design or operation of internal control over financial reporting which are reasonably likely to adversely affect the registrant's ability to record, process, summarize and report financial information; and
 - b) Any fraud, whether or not material, that involves management or other employees who have a significant role in the registrant's internal control over financial reporting.

Date: November 13, 2023

/s/ Paul S. Walker

Paul S. Walker
Chief Executive Officer

SECTION 302 CERTIFICATION

I, Stephen D. Young, certify that:

1. I have reviewed this yearly report on Form 10-K of Franklin Covey Co.;
2. Based on my knowledge, this report does not contain any untrue statement of a material fact or omit to state a material fact necessary to make the statements made, in light of the circumstances under which such statements were made, not misleading with respect to the period covered by this report;
3. Based on my knowledge, the financial statements, and other financial information included in this report, fairly present in all material respects the financial condition, results of operations and cash flows of the registrant as of, and for, the periods presented in this report;
4. The registrant's other certifying officer and I are responsible for establishing and maintaining disclosure controls and procedures (as defined in Exchange Act Rules 13a-15(e) and 15d-15(e)) and internal control over financial reporting (as defined in Exchange Act Rules 13a-15(f) and 15d-15(f)) for the registrant and have:
 - a) Designed such disclosure controls and procedures, or caused such disclosure controls and procedures to be designed under our supervision, to ensure that material information relating to the registrant, including its consolidated subsidiaries, is made known to us by others within those entities, particularly during the period in which this report is being prepared;
 - b) Designed such internal control over financial reporting, or caused such internal control over financial reporting to be designed under our supervision, to provide reasonable assurance regarding the reliability of financial reporting and the preparation of financial statements for external purposes in accordance with generally accepted accounting principles;
 - c) Evaluated the effectiveness of the registrant's disclosure controls and procedures and presented in this report our conclusions about the effectiveness of the disclosure controls and procedures, as of the end of the period covered by this report based on such evaluation; and
 - d) Disclosed in this report any change in the registrant's internal control over financial reporting that occurred during the registrant's most recent fiscal quarter (the registrant's fourth fiscal quarter in the case of an annual report) that has materially affected, or is reasonably likely to materially affect, the registrant's internal control over financial reporting; and
5. The registrant's other certifying officer and I have disclosed, based on our most recent evaluation of internal control over financial reporting, to the registrant's auditors and the audit committee of the registrant's board of directors (or persons performing the equivalent functions):
 - a) All significant deficiencies and material weaknesses in the design or operation of internal control over financial reporting which are reasonably likely to adversely affect the registrant's ability to record, process, summarize and report financial information; and
 - b) Any fraud, whether or not material, that involves management or other employees who have a significant role in the registrant's internal control over financial reporting.

Date: November 13, 2023

/s/ Stephen D. Young

Stephen D. Young
Chief Financial Officer

CERTIFICATION

In connection with the yearly report of Franklin Covey Co. (the “Company”) on Form 10-K for the period ended August 31, 2023, as filed with the Securities and Exchange Commission (the “Report”), we, Paul S. Walker, President and Chief Executive Officer of the Company, and Stephen D. Young, Chief Financial Officer of the Company, hereby certify as of the date hereof, solely for purposes of Title 18, Chapter 63, Section 1350 of the United States Code, that to the best of our knowledge:

1. The Report fully complies with the requirements of Section 13(a) or 15(d), as applicable, of the Securities Exchange Act of 1934, and
2. The information contained in the Report fairly presents, in all material respects, the financial condition and results of operations of the Company at the dates and for the periods indicated.

This Certification has not been, and shall not be deemed, “filed” with the Securities and Exchange Commission.

/s/ Paul S. Walker

Paul S. Walker
Chief Executive Officer

Date: November 13, 2023

/s/ Stephen D. Young

Stephen D. Young
Chief Financial Officer

Date: November 13, 2023

[This page intentionally left blank]

[This page intentionally left blank]

Executive Team

Paul Walker
President and Chief
Executive Officer

Stephen D. Young
Chief Financial Officer
and Corporate Secretary

Jennifer C. Colosimo
President
Enterprise Division

M. Sean Covey
President
Education Division

Meisha R. Sherman
Executive Vice President
Chief People Officer

Colleen Dom
Executive Vice President
of Operations

Board of Directors

Robert A. Whitman
Chairman of the Board
of Directors

Anne H. Chow
Lead Independent
Director

Craig Cuffie
Director

Donald J. McNamara
Director

Joel C. Peterson
Director

Nancy Phillips
Director

Efrin Rivera
Director

Derek C. M. van Bever
Director

Paul Walker
Director

Shareholder Information

Annual Meeting

We invite shareholders to attend our Annual Meeting of Shareholders at 11:30 am MT on Friday, January 19, 2024 in the Rehearsal Hall at Sundance Mountain Resort 8841 N. Alpine Loop Road Sundance, UT 84604

Independent Registered Public Accountants

Deloitte & Touche, LLP
111 S. Main Street Suite 1500
Salt Lake City, Utah 84111

Counsel

Dorsey & Whitney LLP
111 S. Main Street Suite 2100
Salt Lake City, Utah 84111-2176

Registrar and Transfer Agent

Broadridge Financial Solutions, Inc.
51 Mercedes Way
Edgewood, NY 11717

Common Stock

The Company's Common Stock is traded on the New York Stock Exchange under the ticker symbol FC. There were 454 shareholders of record on the Company's record date of November 30, 2023.

Certifications

The certifications required by Section 302 of the Sarbanes-Oxley Act have been filed as exhibits to the Company's SEC Form 10-K. The most recent certification required by Section 303A.12(a) of the New York Stock Exchange Listed Company Manual has been filed with the New York Stock Exchange without qualification.

Dividend

No dividends have been paid or declared on the Company's common stock.

Requests for Additional Information

Additional financial information is available to shareholders. Requests should be directed to the attention of Investor Relations, Franklin Covey Co., 2200 West Parkway Boulevard, Salt Lake City, Utah 84119-2331, or call at 801-817-1776. Additional information on the Company is available on the Internet at <https://www.franklincovey.com>.

The FranklinCovey Leader in Me Membership

Creating tomorrow's leaders in today's classrooms.

